

2017

NORTH CAROLINA

A View of Historic Preservation Across the State



State Historic
Preservation Office
NATURAL AND
CULTURAL RESOURCES

NORTH CAROLINA

2017

A View of Historic Preservation Across the State

Prepared by the North Carolina Department of Natural and Cultural Resources, North Carolina State Historic Preservation Office



*State Historic
Preservation Office*
NATURAL AND
CULTURAL RESOURCES

Dr. Kevin Cherry // SHPO

Ramona M. Bartos // Deputy SHPO

Mitch Wilds // Supervisor, Restoration and Tax Credit Services Branch

Claudia Brown // Supervisor, Survey and National Register Branch

Tim Simmons // Senior Preservation Architect

www.hpo.ncdcr.gov

This year's cover photos illustrate the place-making and economic development power of historic tax credit projects to draw businesses and customers to historic buildings in North Carolina communities.

Cover Photo Top:

Hollar Hosiery Mill (Hickory, Catawba) Historically a manufacturing mill, this newly revitalized \$6.25 million investment is home to a vibrant mix-use building including a restaurant and special events venue.

Cover Photo Middle:

Win-Mock Barns (Bermuda Run, Davie County) was originally a commercial dairy farm; after a \$3.4 million private rehabilitation investment the barns are now a multi-building special events venue hosting everything from weddings to business conferences.

Cover Photo Bottom:

Hill Building (Durham) This 17-story Art Deco building was given new life after a \$38 million rehabilitation tuned the building into a boutique hotel, 21c.

This publication was financed with federal historic preservation funds from the National Park Service, U. S. Department of the Interior. However, the contents and opinions do not necessarily reflect the views or policies of the U. S. Department of the Interior, nor does the mention of trade names or commercial products constitute an endorsement or recommendation by the U. S. Department of the Interior.

Published February 2017



Historic Preservation in North Carolina: Outreach, Impact, and Value

How we help North Carolina

Authorized by the National Historic Preservation Act of 1966 ("Act"), the North Carolina State Historic Preservation Office (HPO) is the official state agency for historic preservation in North Carolina. We work in cooperation with the National Park Service and multitudes of private and public partners to accomplish the Act's purposes as well as state statutory mandates.

Our mission To help the state's citizens, private organizations, and public agencies **identify, protect, and enhance North Carolina's historic resources and** communities through a coordinated program of incentives and technical assistance for today and future generations.

Identify The HPO identifies historic places through a comprehensive architectural survey program. Since 1966, over 115,000 historic buildings, neighborhoods, and sites have been identified in North Carolina. They represent over 3,000 listings in the National Register of Historic Places (including more than 77,000 "contributing" resources in over 560 historic districts and over 2,400 individual listings), the nation's official list of buildings, structures, objects, sites, and districts worthy of preservation for their significance in American history, architecture, archaeology, and culture. The National Register **program plays a vital role in the state's economic** development as eligibility for state and federal historic rehabilitation tax credits is limited to listed properties.

Enhance The HPO administers the federal and state historic rehabilitation tax credit programs, redevelopment and reuse incentives that since 1976 have brought \$2.398 billion of private investment into North Carolina communities, boosting local economies and creating construction phase and post-construction permanent jobs while preserving our state's priceless historic character. Historic rehabilitation projects have taken place in **90 of North Carolina's 100 counties.**

North Carolina was #4 in the nation in the number of completed, certified historic tax credit projects in the decade of FY 2003-2012. (Source: National Park Service's 35th Anniversary Report of the Federal Tax Incentives.)

From L to R: (1) Heilig-Levine block, circa 1875, downtown Raleigh, a historic rehabilitation tax credit project, representing \$ 13.6 million in private investment; (2) Traditional building educational workshop in Edenton, funded by a federal CLG grant; (3) Leslie-Taylor House, circa 1879, Vass vicinity, Moore County, NC, individually listed in the National Register of Historic Places.

Protect Under federal and state environmental review responsibilities assigned to us by law, the HPO processes over 3,000 applications a year for permits and actions that may affect historic properties and archaeological sites throughout North Carolina. Through an email-based, streamlined submission and review process, the HPO provides timely service to state and local agencies as well as private businesses seeking federal assistance.

Local Preservation Program Assistance 95 North Carolina communities voluntarily sponsor local historic preservation programs and enjoy HPO technical support and assistance, including regular training for local historic preservation commissioners and staff. 48 of these communities have earned federal Certified Local Government (CLG) status and are eligible for federally-funded preservation grants through the HPO.

Competitive Grant Program 10% of the federal Historic Preservation Fund allocation for North Carolina is reserved for this grant program and returned to North Carolina communities with active local preservation programs. Examples of grant projects include educational workshops, local preservation plans, and National Register nominations (leading to eligibility for the historic rehabilitation tax credit incentives).

Preservation Extension Service The HPO's Restoration and Tax Credits Services Branch provides technical advice for restorations, rehabilitations, and building maintenance to owners of historic buildings at no cost or obligation. A building does not need to be listed in the National Register of Historic Places or have any special historic designation to be eligible for this service. We provide expedited and on-site assistance to historic property owners following natural disasters and fires.

From Murphy to Manteo The HPO ensures statewide service coverage for all 100 North Carolina counties with staff stationed in Raleigh at the State Archives and History Building and in regional offices in Greenville for the 27 easternmost counties and at DCR's Western Office in Asheville for the 25 westernmost counties.



Visit us at: <http://www.hpo.ncdcr.gov>

For more information, contact Michele Patterson-McCabe, Grants Coordinator, michele.patterson.mccabe@ncdcr.gov, (919) 807-6582

HPOWEB, the award-winning web-based GIS application of historic resources in North Carolina, is available at: <http://gis.ncdcr.gov/hpoweb/>.

Figures are current through December 31, 2016.

HISTORIC PRESERVATION TAX CREDITS: *Making a Difference in North Carolina*

Historic preservation in NC provides jobs, bolsters the tax base, and utilizes existing **buildings and infrastructure while preserving the state's priceless historic character.**

Rehabilitation of North Carolina's historic buildings increased dramatically following the 1998 expansion of the state tax credit for historic structure rehabilitation. Since 1998, under the new state credits that also enhanced the existing federal credit, 2,903 rehabilitation projects of income-producing and non-income-producing properties with a total estimated cost expended by private investors of \$2.116 billion have been completed. From the inception of the federal program in 1976 through 1997, 670 projects were completed with \$282.24 million in rehabilitation costs.

Since 1976, rehabilitation tax credits have encouraged \$2.398 billion of private investment in North Carolina's historic buildings.

Historic preservation creates jobs, generates income, and stimulates tax revenue in North Carolina.

North Carolina has been one of 33 states (of 43 with a state income tax) that offers the "open to all" incentive of a state piggyback historic tax credit in addition to the federal credit. North Carolina was #4 in the nation in the number of completed historic rehabilitation tax credit projects according to a 10-year look at state-by-state certified project activity for federal fiscal years 2003-2012. (National Park Service, *35th Anniversary Report of the Federal Tax Incentives for Rehabilitating Historic Buildings.*)

From 1978 to 2015 nationwide, \$120.8 billion in historic tax credit related rehabilitation investment created 2,361,000 jobs and \$134.7 billion in GDP, 29% in the construction sector. (National Park Service, *FY 2015 Annual Report on the Economic Impact of the Federal Historic Tax Credit.*) Likewise, during the recent recession, the federal tax credits remained a strong catalyst for job creation and economic growth in older communities.

Reuse of North Carolina's existing structures supports both historic preservation and environmental sustainability principles and makes good economic sense.

In addition to the powerful economic benefits of historic preservation, the historic rehabilitation tax credits encourage the reuse of existing buildings, reducing the need to expand public services and infrastructure thereby saving taxpayers' dollars. Historic structures such as schools, textile mills, and tobacco warehouses continued to be reclaimed for housing, retail, and office uses.

The federal and North Carolina rehabilitation tax credits help citizens preserve and care for their communities and neighborhoods. With the aid of the historic tax credits, historic preservation serves to return a sense of pride and optimism to communities large and small, rural and urban across the state.




**State Historic
Preservation Office**
NATURAL AND
CULTURAL RESOURCES

Entire neighborhoods, towns, and cities benefit from these incentives. Historic rehabilitation projects have occurred in 90 of North Carolina's 100 counties.

December 31, 2016
www.hpo.ncdcr.gov

TOP 10 Historic Tax Credit Projects Completed in NC

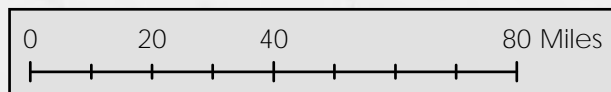
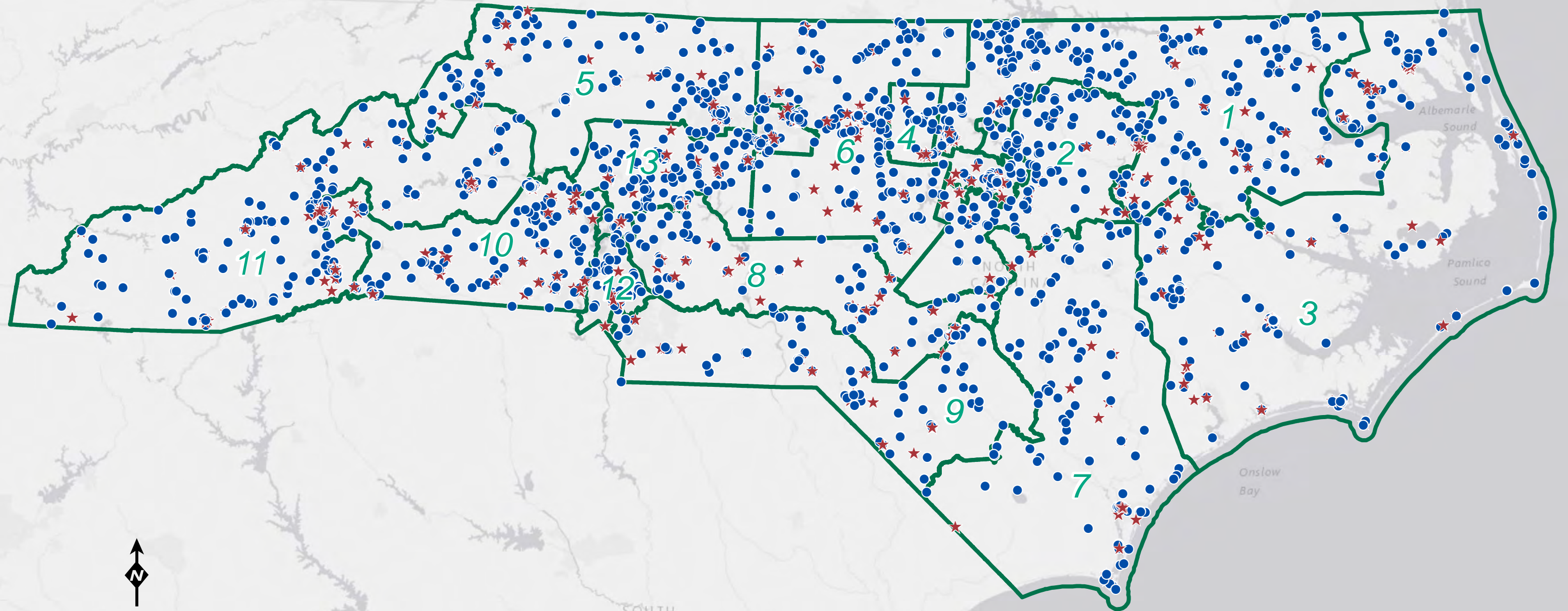
| | PROJECT | LOCATION | INVESTMENT |
|----|---|---------------|---------------|
| 1 | R. J. Reynolds Tobacco Company Tobacco Factories 90 and 91 (Project I) | Winston-Salem | \$220,446,801 |
| | <i>R. J. Reynolds Tobacco Company Tobacco Factory 60 and Bailey Power Plant (Project II) (proposed additional project currently underway)</i> | Winston-Salem | \$128,520,000 |
| 2 | American Tobacco Company | Durham | \$167,430,704 |
| 3 | Liggett & Myers Tobacco Company | Durham | \$81,835,865 |
| 4 | R. J. Reynolds Tobacco Company Tobacco Factory 64 | Winston-Salem | \$43,596,237 |
| 5 | Loray Mill (Project I) | Gastonia | \$41,500,000 |
| | <i>Loray Mill (Project II) (proposed additional project currently underway)</i> | Gastonia | \$24,500,000 |
| 6 | P. H. Hanes Knitting Company Three-building Complex | Winston-Salem | \$41,404,336 |
| 7 | Hill Building | Durham | \$38,000,000 |
| 8 | Reynolds Building | Winston-Salem | \$37,000,000 |
| 9 | Revolution Cotton Mill (ongoing) | Greensboro | \$34,203,897 |
| 10 | Chatham Manufacturing Company/ Western Electric Plant | Winston-Salem | \$31,600,000 |



State Historic
Preservation Office
NATURAL AND
CULTURAL RESOURCES

December 31, 2016
www.hpo.ncdcr.gov

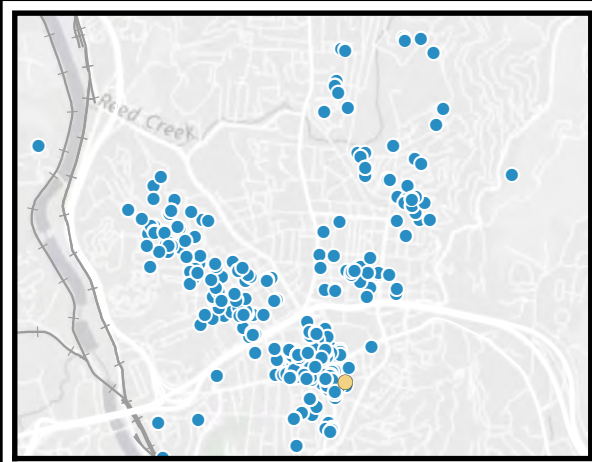
National Register-designated properties eligible for tax credits (as of December 31, 2016)



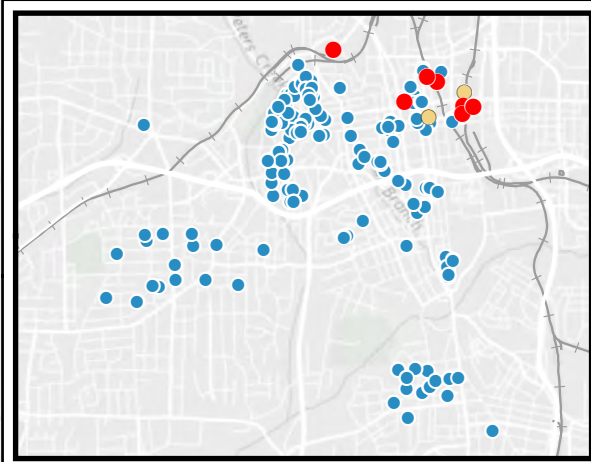
National Register-designated properties

- Individually listed properties
- ★ Historic Districts (many properties within each district are eligible for tax credits)
- US Congressional District

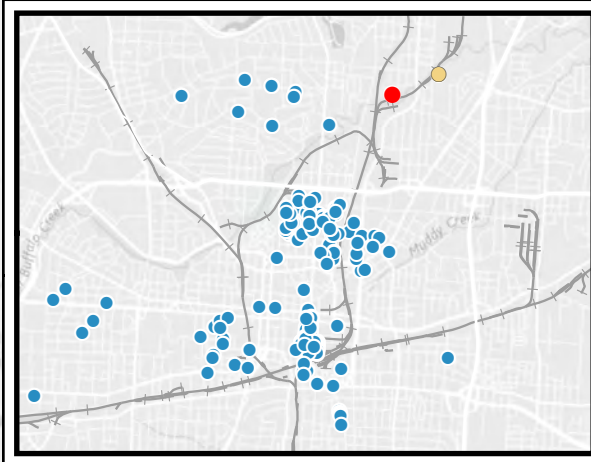
Commercial and Residential Historic Preservation Tax Credit Projects (as of January 1, 2017)



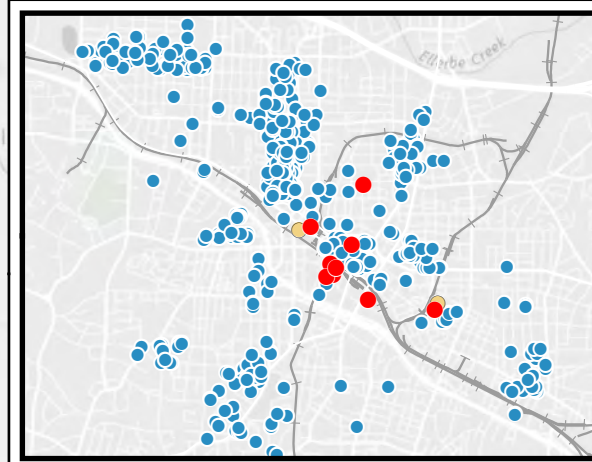
Asheville



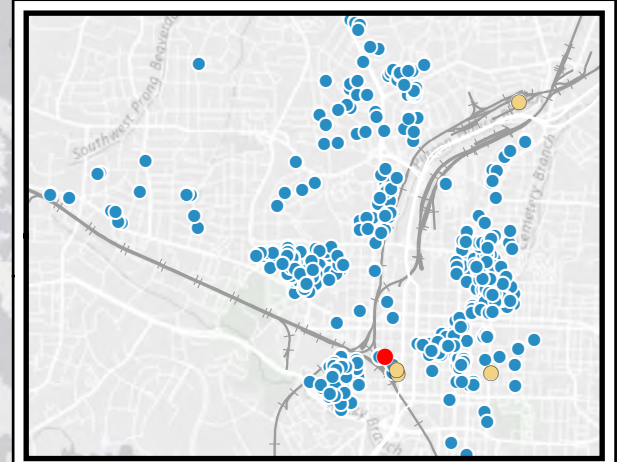
Winston-Salem



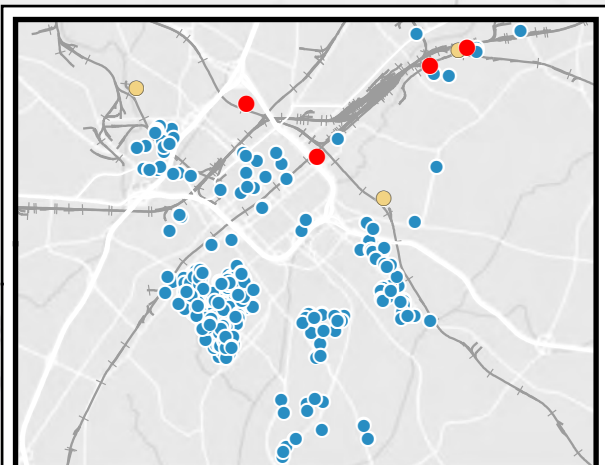
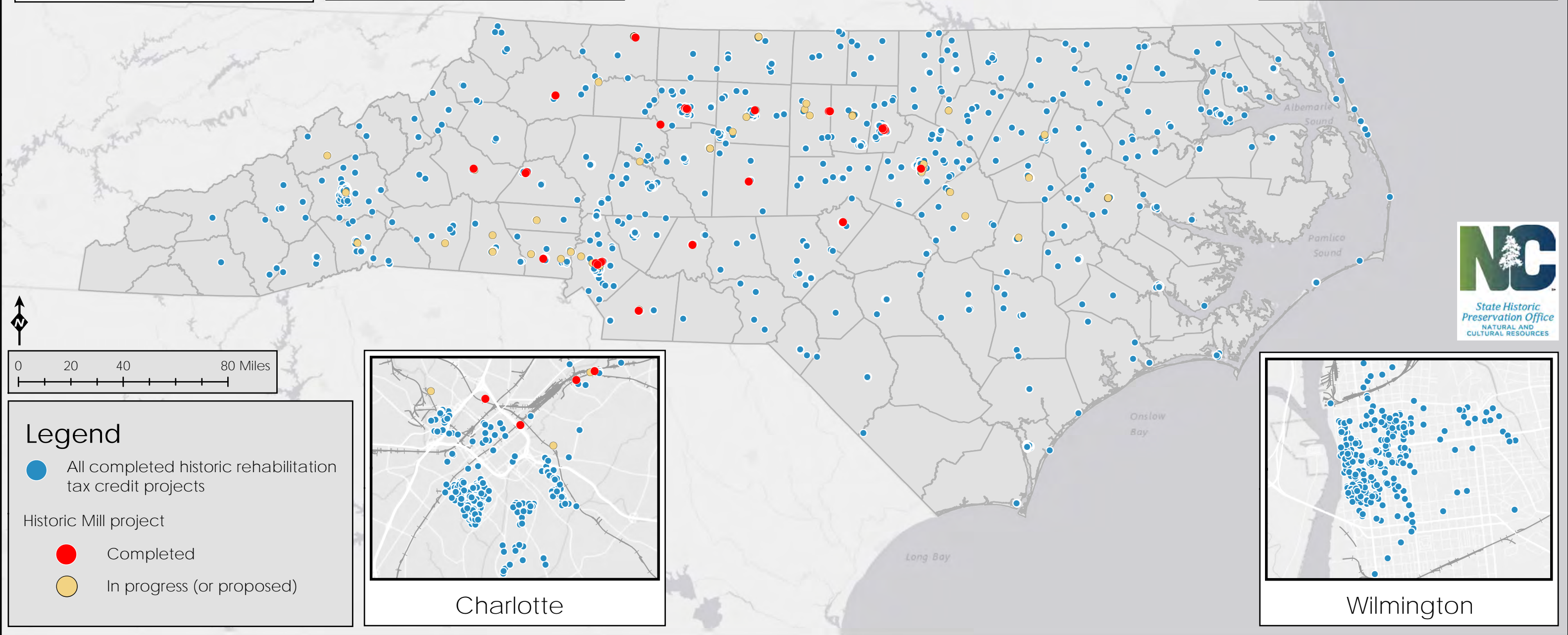
Greensboro



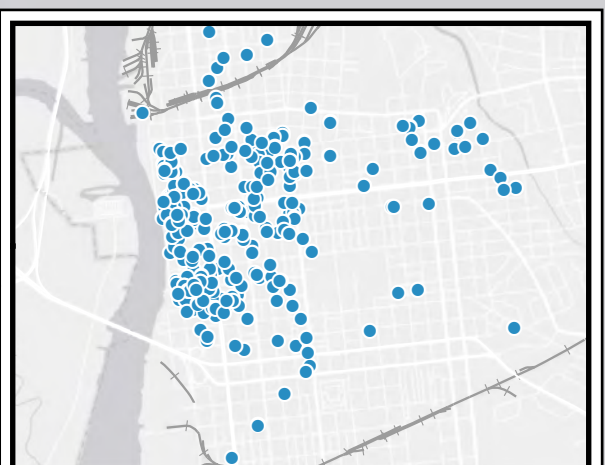
Durham



Raleigh



Charlotte



Wilmington

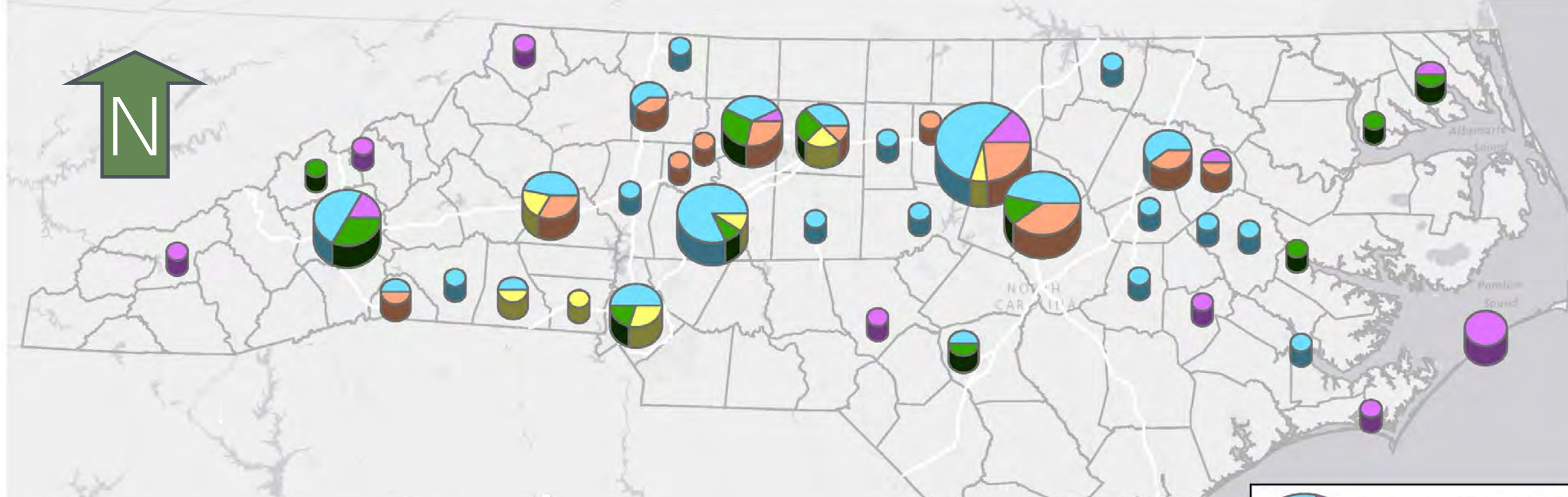
Legend

- All completed historic rehabilitation tax credit projects
- Historic Mill project
 - Completed
 - In progress (or proposed)

SPOTLIGHT

HOSPITALITY

Income-producing historic tax credit investments yield a wide variety of projects across the state, and in the last 10 years these credits have spurred over 100 hospitality-oriented projects. These projects include lodging, restaurants and bars, entertainment, breweries and distilleries, and special event venues, creating local jobs for both the construction industry and small businesses.



Cranford Industries Office
Restaurant / Randolph




Thompson's Store
Restaurant, Special Events Venue / Polk



Lowry-Chesson
Entertainment, Pasquotank




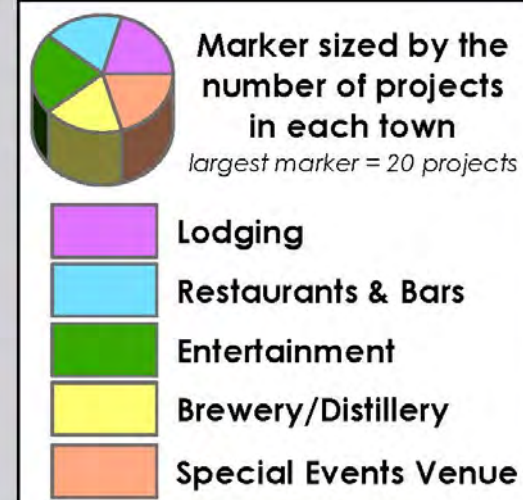
Goldsboro Drug Company
Restaurant / Wayne



Walston Livery Stable
Brewery / Wilson



Liberty Tobacco Warehouse
Restaurant / Surry



Farmer's & Merchants
Bank Building
Lodging / Lenoir



Booker T. Theater
Entertainment / Edgecombe



Emma & Simon O'Neal House
Lodging / Hyde



Win-Mock Barns
Special Events / Davie



Hollar Hosiery Mills
Restaurant, Brewery, Special Events / Catawba



gis.ncdcr.gov/hpoweb
February 2017

State Historic Preservation Office
NATURAL AND CULTURAL RESOURCES

**NORTH CAROLINA STATE HISTORIC PRESERVATION OFFICE ASSISTANCE TO
100 NORTH CAROLINA COUNTIES**

As of December 31, 2016

| <i>County</i> | <i>Federal HPF Grants since 1966</i> | <i>National Register Listings</i> | <i>Income-producing Tax Credit Projects since 1976</i> | <i>Income-producing Amount of Eligible Investment</i> | <i>Non-income-producing Tax Credit Projects since 1998</i> | <i>Non-income-producing Amount of Eligible Investment</i> |
|---------------|--------------------------------------|-----------------------------------|--|---|--|---|
| Alamance | \$77,910 | 67 | 15 | \$55,289,092 | 28 | \$3,262,392 |
| Alexander | \$3,500 | 1 | 0 | 0 | 0 | 0 |
| Alleghany | \$5,200 | 10 | 1 | \$1,096,206 | 0 | 0 |
| Anson | \$17,000 | 7 | 1 | \$19,000 | 0 | 0 |
| Ashe | \$43,000 | 26 | 3 | \$365,000 | 1 | \$161,837 |
| Avery | 0 | 11 | 4 | \$2,384,491 | 0 | 0 |
| Beaufort | \$185,750 | 18 | 37 | \$7,729,627 | 13 | \$1,752,069 |
| Bertie | \$14,000 | 23 | 3 | \$2,993,213 | 5 | \$796,199 |
| Bladen | 0 | 13 | 0 | 0 | 0 | 0 |
| Brunswick | \$61,450 | 15 | 2 | \$159,558 | 1 | \$44,450 |
| Buncombe | \$275,204 | 120 | 181 | \$156,265,237 | 115 | \$23,649,909 |
| Burke | \$111,550 | 40 | 9 | \$17,477,870 | 1 | \$346,258 |
| Cabarrus | \$76,265 | 28 | 7 | \$14,233,224 | 34 | \$5,132,220 |
| Caldwell | \$91,000 | 17 | 2 | \$3,690,015 | 1 | \$155,242 |
| Camden | \$1,525 | 7 | 1 | \$61,480 | 0 | 0 |
| Carteret | \$103,314 | 16 | 12 | \$2,074,342 | 4 | \$315,767 |
| Caswell | \$31,250 | 22 | 7 | \$1,107,241 | 2 | \$156,000 |
| Catawba | \$73,115 | 65 | 11 | \$31,949,636 | 15 | \$1,492,118 |
| Chatham | \$28,083 | 56 | 5 | \$2,283,075 | 9 | \$1,109,967 |
| Cherokee | \$15,650 | 9 | 0 | 0 | 0 | 0 |
| Chowan | \$92,240 | 26 | 36 | \$8,693,912 | 36 | \$6,802,050 |
| Clay | 0 | 3 | 0 | 0 | 0 | 0 |
| Cleveland | \$42,833 | 28 | 17 | \$9,037,314 | 11 | \$1,302,616 |
| Columbus | \$7,000 | 6 | 0 | 0 | 0 | 0 |
| Craven | \$202,444 | 57 | 73 | \$13,671,862 | 32 | \$3,661,408 |
| Cumberland | \$82,813 | 72 | 18 | \$24,998,408 | 0 | 0 |
| Currituck | \$45,662 | 13 | 0 | 0 | 0 | 0 |
| Dare | \$48,065 | 33 | 6 | \$2,024,359 | 5 | \$802,262 |
| Davidson | \$52,002 | 55 | 5 | \$4,949,148 | 2 | \$235,749 |
| Davie | \$4,800 | 20 | 4 | \$8,270,411 | 2 | \$470,769 |
| Duplin | \$33,000 | 20 | 3 | \$567,530 | 2 | \$191,490 |
| Durham | \$286,620 | 84 | 95 | \$424,955,622 | 355 | \$50,697,431 |
| Edgecombe | \$66,072 | 38 | 30 | \$13,227,313 | 14 | \$929,245 |
| Forsyth | \$301,085 | 106 | 61 | \$455,521,639 | 141 | \$17,957,498 |
| Franklin | \$45,967 | 39 | 7 | \$771,666 | 11 | \$1,424,539 |
| Gaston | \$144,437 | 33 | 11 | \$66,292,136 | 11 | \$1,732,650 |
| Gates | \$18,673 | 10 | 1 | \$166,745 | 0 | 0 |

| <i>County</i> | <i>Federal HPF Grants since 1966</i> | <i>National Register Listings</i> | <i>Income-producing Tax Credit Projects since 1976</i> | <i>Income-producing Amount of Eligible Investment</i> | <i>Non-income-producing Tax Credit Projects since 1998</i> | <i>Non-income-producing Amount of Eligible Investment</i> |
|---------------|--------------------------------------|-----------------------------------|--|---|--|---|
|---------------|--------------------------------------|-----------------------------------|--|---|--|---|

| | | | | | | |
|--------------------|-----------|-----|-----|---------------|-----|--------------|
| Graham | \$4,000 | 6 | 0 | 0 | 0 | 0 |
| Granville | \$52,712 | 46 | 3 | \$1,213,741 | 9 | \$1,040,988 |
| Greene | \$17,675 | 12 | 1 | \$285,610 | 2 | \$147,000 |
| Guilford | \$198,334 | 114 | 57 | \$109,742,663 | 90 | \$15,595,185 |
| Halifax | \$23,900 | 41 | 10 | \$9,135,086 | 6 | \$309,248 |
| Harnett | \$67,500 | 17 | 2 | \$6,054,758 | 0 | 0 |
| Haywood | \$32,400 | 24 | 3 | \$773,367 | 2 | \$358,600 |
| Henderson | \$47,830 | 38 | 10 | \$3,564,808 | 16 | \$2,182,822 |
| Hertford | \$85,000 | 33 | 3 | \$6,921,972 | 2 | \$392,935 |
| Hoke | 0 | 5 | 0 | 0 | 0 | 0 |
| Hyde | \$121,570 | 10 | 5 | \$804,944 | 2 | \$226,995 |
| Iredell | \$103,350 | 48 | 20 | \$12,563,782 | 8 | \$1,471,299 |
| Jackson | \$18,000 | 20 | 1 | \$74,500 | 0 | 0 |
| Johnston | \$5,896 | 36 | 14 | \$6,550,411 | 2 | \$313,500 |
| Jones | \$14,000 | 8 | 1 | \$284,325 | 1 | \$57,624 |
| Lee | \$36,104 | 17 | 11 | \$18,044,218 | 8 | \$702,699 |
| Lenoir | \$40,613 | 30 | 13 | \$17,368,580 | 1 | \$45,000 |
| Lincoln | \$34,011 | 32 | 1 | \$70,000 | 0 | 0 |
| Macon | \$25,650 | 24 | 0 | 0 | 0 | 0 |
| Madison | 0 | 16 | 5 | \$3,765,908 | 0 | 0 |
| Martin | \$34,800 | 28 | 5 | \$559,992 | 3 | \$598,731 |
| McDowell | \$18,500 | 15 | 2 | \$335,349 | 0 | 0 |
| Mecklenburg | \$201,912 | 105 | 62 | \$140,683,897 | 290 | \$45,482,850 |
| Mitchell | 0 | 9 | 1 | \$300,000 | 0 | 0 |
| Montgomery | 0 | 7 | 2 | \$882,572 | 0 | 0 |
| Moore | \$49,050 | 30 | 12 | \$21,105,076 | 11 | \$2,633,703 |
| Nash | \$51,000 | 31 | 12 | \$30,323,762 | 13 | \$1,503,132 |
| New Hanover | \$413,573 | 28 | 158 | \$36,966,753 | 68 | \$12,240,820 |
| Northampton | \$8,500 | 17 | 1 | \$1,608,368 | 3 | \$324,250 |
| Onslow | \$20,960 | 15 | 0 | 0 | 3 | \$406,734 |
| Orange | \$278,090 | 50 | 22 | \$10,089,351 | 55 | \$13,875,427 |
| Pamlico | \$10,000 | 1 | 1 | \$99,000 | 0 | 0 |
| Pasquotank | \$24,781 | 12 | 11 | \$6,761,775 | 4 | \$576,205 |
| Pender | \$8,000 | 15 | 1 | \$97,068 | 1 | \$88,500 |
| Perquimans | \$57,552 | 18 | 4 | \$954,067 | 2 | \$314,300 |
| Person | \$1,320 | 12 | 4 | \$279,873 | 2 | \$651,590 |
| Pitt | \$93,120 | 32 | 17 | \$11,083,987 | 16 | \$4,528,676 |
| Polk | \$18,779 | 23 | 2 | \$811,594 | 1 | \$107,467 |
| Randolph | \$7,000 | 21 | 5 | \$14,895,939 | 0 | 0 |
| Richmond | \$71,300 | 18 | 2 | \$265,025 | 0 | 0 |
| Robeson | \$63,218 | 24 | 1 | \$1,733,000 | 1 | \$35,000 |
| Rockingham | \$67,412 | 46 | 7 | \$16,302,453 | 7 | \$379,463 |
| Rowan | \$458,474 | 66 | 85 | \$33,279,454 | 58 | \$9,975,554 |
| Rutherford | \$28,345 | 28 | 7 | \$1,601,575 | 2 | \$240,709 |
| Sampson | \$24,018 | 50 | 5 | \$1,086,153 | 3 | \$189,048 |

| <i>County</i> | <i>Federal HPF Grants since 1966</i> | <i>National Register Listings</i> | <i>Income-producing Tax Credit Projects since 1976</i> | <i>Income-producing Amount of Eligible Investment</i> | <i>Non-income-producing Tax Credit Projects since 1998</i> | <i>Non-income-producing Amount of Eligible Investment</i> |
|---------------|--------------------------------------|-----------------------------------|--|---|--|---|
|---------------|--------------------------------------|-----------------------------------|--|---|--|---|

| | | | | | | |
|---------------------|--------------------|-------------|-------------|------------------------|-------------|----------------------|
| Scotland | \$24,783 | 16 | 2 | \$4,184,580 | 0 | 0 |
| Stanly | \$10,000 | 16 | 4 | \$6,804,403 | 3 | \$345,230 |
| Stokes | \$6,600 | 15 | 0 | 0 | 2 | \$274,324 |
| Surry | \$93,709 | 22 | 19 | \$19,165,122 | 34 | \$6,158,198 |
| Swain | \$22,000 | 11 | 1 | \$106,570 | 0 | 0 |
| Transylvania | \$127,590 | 21 | 3 | \$2,034,744 | 3 | \$730,803 |
| Tyrrell | \$10,075 | 3 | 1 | \$65,238 | 0 | 0 |
| Union | \$49,900 | 13 | 7 | \$7,464,375 | 4 | \$479,686 |
| Vance | \$9,800 | 22 | 16 | \$7,138,110 | 4 | \$476,902 |
| Wake | \$508,611 | 217 | 129 | \$137,622,506 | 408 | \$50,264,646 |
| Warren | \$29,750 | 25 | 4 | \$2,400,110 | 2 | \$316,100 |
| Washington | \$36,500 | 10 | 0 | 0 | 0 | 0 |
| Watauga | \$43,554 | 22 | 2 | \$1,388,580 | 3 | \$203,113 |
| Wayne | \$26,175 | 17 | 16 | \$5,518,212 | 12 | \$1,500,363 |
| Wilkes | \$7,900 | 23 | 5 | \$9,715,929 | 3 | \$5,972,965 |
| Wilson | \$67,946 | 28 | 27 | \$16,743,670 | 9 | \$1,064,418 |
| Yadkin | \$78,625 | 8 | 0 | 0 | 3 | \$560,360 |
| Yancey | \$6,200 | 8 | 3 | \$699,989 | 0 | 0 |
| Multiple | \$134,683 | 0 | 0 | 0 | 0 | 0 |
| TOTALS | \$6,932,129 | 2989 | 1496 | \$2,082,703,266 | 2077 | \$315,667,662 |

SPOTLIGHT TAX CREDIT PROJECTS



AFTER

HOLLOWAY STREET SCHOOL

Durham

1928 elementary school in the East Durham Historic District now a K-5 charter school

Rehabilitated 2015-2016 with a private investment rehabilitation cost of \$9 million



BEFORE



INTERIOR AFTER

New Listing National Register of Historic Places

SCOTT AND ROBERTS DRY CLEANING PLANT, OFFICE, AND STORE
Durham

One of Durham's best surviving examples of Streamline Moderne architecture, this 1947 building expresses the style in the rounded corners of its slightly projecting center bay, highlighted with curved plate-glass windows.



NOW

Recently completed historic tax credit project

NC DISTRICT 1

January 2017

Historic Preservation Tax Incentives within District 1

643 Projects
\$559,623,052 Investment*

* includes eligible costs for both federal and state income-producing and non-income-producing tax credit projects in the district's counties since inception of programs



State Historic Preservation Office
NATURAL AND CULTURAL RESOURCES

Dr. Kevin Cherry // SHPO
Ramona M. Bartos // Deputy SHPO
Mitch Wilds // Supervisor, Restoration and Tax Credit Services Branch
Claudia Brown // Supervisor, Survey and National Register Branch

www.hpo.ncdcr.gov

WALSTON LIVERY STABLE

Wilson



AFTER

1934 livery stable in the Wilson Central Business - Tobacco Warehouse Historic District now a brewery and taproom known as 217 Brew Works

Rehabilitated 2015-2016 with a private investment rehabilitation cost of \$550,000



BEFORE

The Historic Rehabilitation Tax Credit Programs in North Carolina

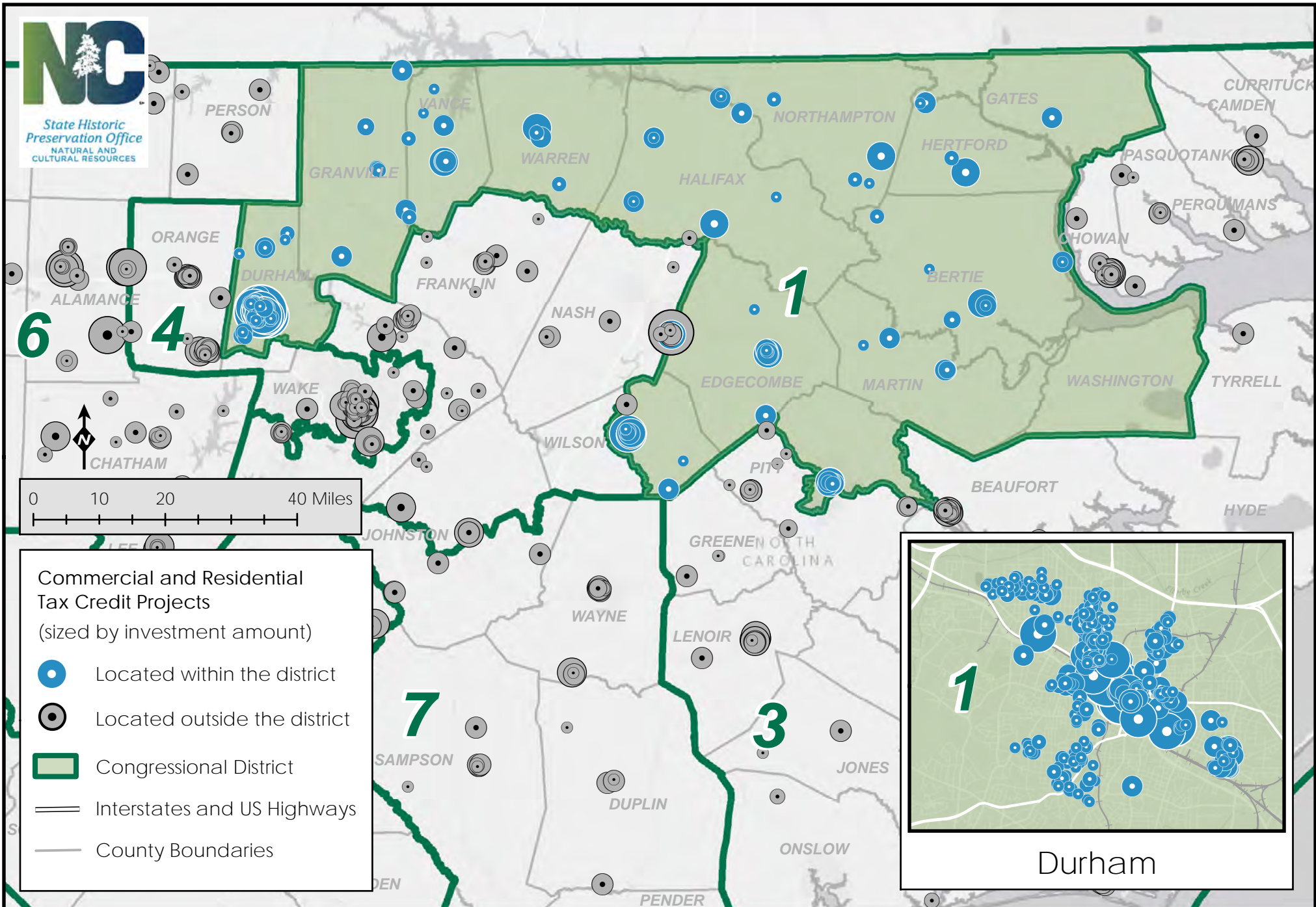
3,573 Projects
\$2.398 Billion Investment*

The Federal and State Historic Rehabilitation Tax Credit Programs in North Carolina provide jobs and bolster the tax base by revitalizing existing buildings and infrastructure while preserving the state's priceless historic character.

The programs, administered by the State Historic Preservation Office of the North Carolina Department of Natural and Cultural Resources, in conjunction with the National Park Service, encourage the conservation of North Carolina's historic resources. The National Register of Historic Places plays a vital role in the tax credit programs as eligibility is limited to properties listed in the Register.



Historic Preservation Tax Credit Projects (as of January 1, 2017)



**NORTH CAROLINA STATE HISTORIC PRESERVATION OFFICE ASSISTANCE TO
CONGRESSIONAL DISTRICT 1**

As of December 31, 2016

| <i>County</i> | <i>Federal HPF Grants since 1966</i> | <i>National Register Listings</i> | <i>Income- producing Tax Credit Projects since 1976</i> | <i>Income- producing Amount of Eligible Investment</i> | <i>Non-income- producing Tax Credit Projects since 1998</i> | <i>Non-income- producing Amount of Eligible Investment</i> |
|--------------------|--|---|---|--|---|--|
| Bertie | \$14,000 | 23 | 3 | \$2,993,213 | 5 | \$796,199 |
| Durham | \$286,620 | 84 | 95 | \$424,955,622 | 355 | \$50,697,431 |
| Edgecombe | \$66,072 | 38 | 30 | \$13,227,313 | 14 | \$929,245 |
| Gates | \$18,673 | 10 | 1 | \$166,745 | 0 | 0 |
| Granville | \$52,712 | 46 | 3 | \$1,213,741 | 9 | \$1,040,988 |
| Halifax | \$23,900 | 41 | 10 | \$9,135,086 | 6 | \$309,248 |
| Hertford | \$85,000 | 33 | 3 | \$6,921,972 | 2 | \$392,935 |
| Martin | \$34,800 | 28 | 5 | \$559,992 | 3 | \$598,731 |
| Northampton | \$8,500 | 17 | 1 | \$1,608,368 | 3 | \$324,250 |
| Pitt | \$93,120 | 32 | 17 | \$11,083,987 | 16 | \$4,528,676 |
| Vance | \$9,800 | 22 | 16 | \$7,138,110 | 4 | \$476,902 |
| Warren | \$29,750 | 25 | 4 | \$2,400,110 | 2 | \$316,100 |
| Washington | \$36,500 | 10 | 0 | 0 | 0 | 0 |
| Wilson | \$67,946 | 28 | 27 | \$16,743,670 | 9 | \$1,064,418 |
| TOTALS | \$6,932,129 | 437 | 215 | \$498,147,929 | 428 | \$61,475,123 |

SPOTLIGHT TAX CREDIT PROJECTS

HARNETT COUNTY TRAINING SCHOOL

Dunn, Harnett County



BEFORE



AFTER

Built with the assistance of the Julius Rosenwald Fund between 1922 and 1956 for the education of the county's African American students, this five-building education complex is a landmark for Harnett County's African American community.

Rehabilitated 2014 - 2015 through a creative public-private partnership as affordable housing with community recreational, educational, and social venues including 37 apartments, the Dunn Police Athletic League, and Central Carolina Community College, which leases space for its culinary arts training program.

Private rehabilitation cost of \$7.87 million



AFTER



New Listing

National Register of Historic Places

ERWIN COMMERCIAL HISTORIC DISTRICT Harnett County

With its 13 brick commercial buildings erected in the early to mid-20th century, the district chronicles Erwin's early history, beginning with its founding in 1903 for Erwin Cotton Mills. A location near the Cape Fear River and the surrounding abundant fields of cotton ensured the growth and development of the town.

now eligible for historic tax credits



The Historic Rehabilitation Tax Credit Programs in North Carolina

3,573 Projects
\$2.398 Billion Investment*

The Federal and State Historic Rehabilitation Tax Credit Programs in North Carolina provide jobs and bolster the tax base by revitalizing existing buildings and infrastructure while preserving the state's priceless historic character.

The programs, administered by the State Historic Preservation Office of the North Carolina Department of Natural and Cultural Resources, in conjunction with the National Park Service, encourage the conservation of North Carolina's historic resources. The National Register of Historic Places plays a vital role in the tax credit programs as eligibility is limited to properties listed in the Register.



NC DISTRICT 2

January 2017

Historic Preservation Tax Incentives within District 2

634 Projects
\$252,637,008 Investment*

* includes eligible costs for both federal and state income-producing and non-income-producing tax credit projects in the district's counties since inception of programs

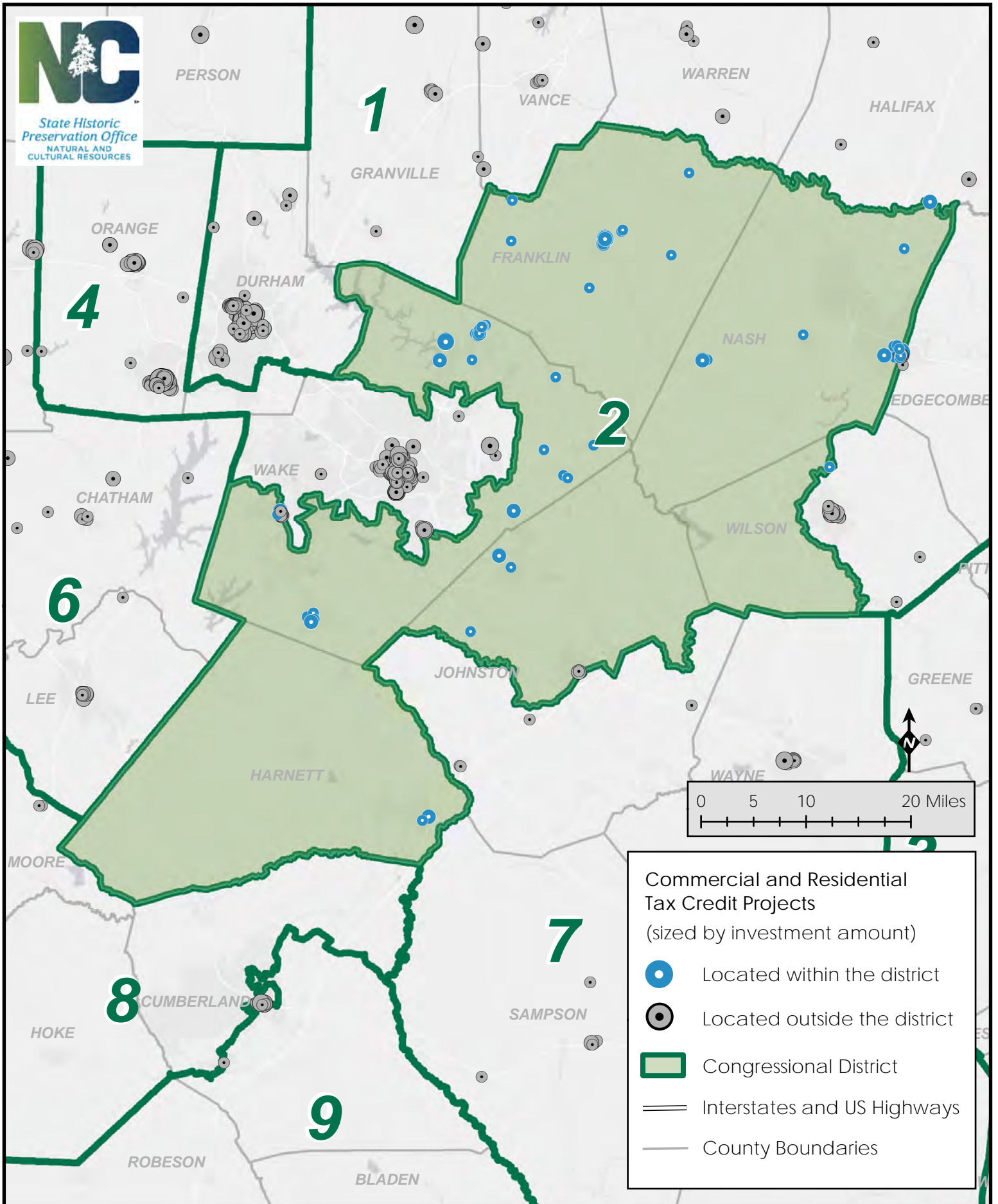


State Historic Preservation Office
NATURAL AND CULTURAL RESOURCES

Dr. Kevin Cherry // SHPO
Ramona M. Bartos // Deputy SHPO
Mitch Wilds // Supervisor, Restoration and Tax Credit Services Branch
Claudia Brown // Supervisor, Survey and National Register Branch

www.hpo.ncdcr.gov

Historic Preservation Tax Credit Projects (as of January 1, 2017)



**NORTH CAROLINA STATE HISTORIC PRESERVATION OFFICE ASSISTANCE TO
CONGRESSIONAL DISTRICT 2**

As of December 31, 2016

| <i>County</i> | <i>Federal HPF Grants since 1966</i> | <i>National Register Listings</i> | <i>Income- producing Tax Credit Projects since 1976</i> | <i>Income- producing Amount of Eligible Investment</i> | <i>Non-income- producing Tax Credit Projects since 1998</i> | <i>Non-income- producing Amount of Eligible Investment</i> |
|-----------------|--|---|---|--|---|--|
| Franklin | \$45,967 | 39 | 7 | \$771,666 | 11 | \$1,424,539 |
| Harnett | \$67,500 | 17 | 2 | \$6,054,758 | 0 | 0 |
| Johnston | \$5,896 | 36 | 14 | \$6,550,411 | 2 | \$313,500 |
| Nash | \$51,000 | 31 | 12 | \$30,323,762 | 13 | \$1,503,132 |
| Wake | \$508,611 | 217 | 129 | \$137,622,506 | 408 | \$50,264,646 |
| Wilson | \$67,946 | 28 | 27 | \$16,743,670 | 9 | \$1,064,418 |
| TOTALS | \$6,932,129 | 368 | 191 | \$198,066,773 | 443 | \$54,570,235 |

SPOTLIGHT TAX CREDIT PROJECTS



HISTORIC PHOTO

HOTEL HINTON

Edenton, Chowan County

1926 hotel on the Courthouse Square in the Edenton Historic District to be returned to its historic use

Proposed project has an estimated private investment rehabilitation cost of \$5.89 million



BEFORE

New Listing National Register of Historic Places

FOUNTAIN HISTORIC DISTRICT Pitt County

Established along the East Carolina Railway within twenty miles of the larger towns of Greenville, Tarboro, and Wilson, Fountain served as a transportation and commercial hub for the tobacco farmers and loggers in the area. The town's businesses provided a variety of services to the local residents. The district is also important for its architecture reflecting Fountain's status as a railroad and farming town.



now eligible for historic tax credits

TRENTON MASONIC BUILDING

Trenton, Jones County

1917 Trenton Masonic Building in the Trenton Historic District now REALO Discount Drug Stores on the first floor

Rehabilitated 2014 with a private investment rehabilitation cost of \$284,000 as the first income-producing historic tax credit project in Jones County



AFTER



BEFORE

The Historic Rehabilitation Tax Credit Programs in North Carolina

3,573 Projects
\$2.398 Billion Investment*

The Federal and State Historic Rehabilitation Tax Credit Programs in North Carolina provide jobs and bolster the tax base by revitalizing existing buildings and infrastructure while preserving the state's priceless historic character.

The programs, administered by the State Historic Preservation Office of the North Carolina Department of Natural and Cultural Resources, in conjunction with the National Park Service, encourage the conservation of North Carolina's historic resources. The National Register of Historic Places plays a vital role in the tax credit programs as eligibility is limited to properties listed in the Register.



NC DISTRICT 3

January 2017

Historic Preservation Tax Incentives within District 3

340 Projects
\$91,599,198 Investment*

* includes eligible costs for both federal and state income-producing and non-income-producing tax credit projects in the district's counties since inception of programs

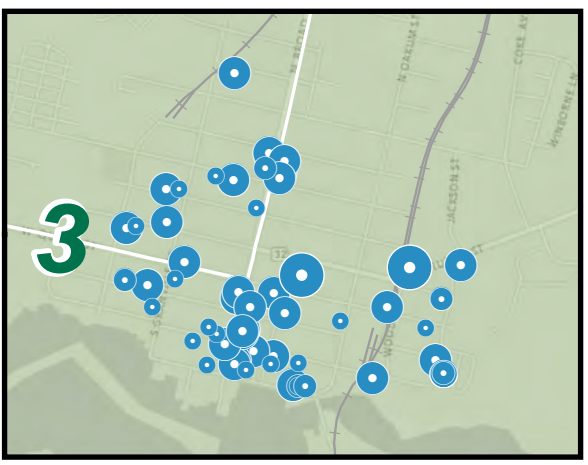
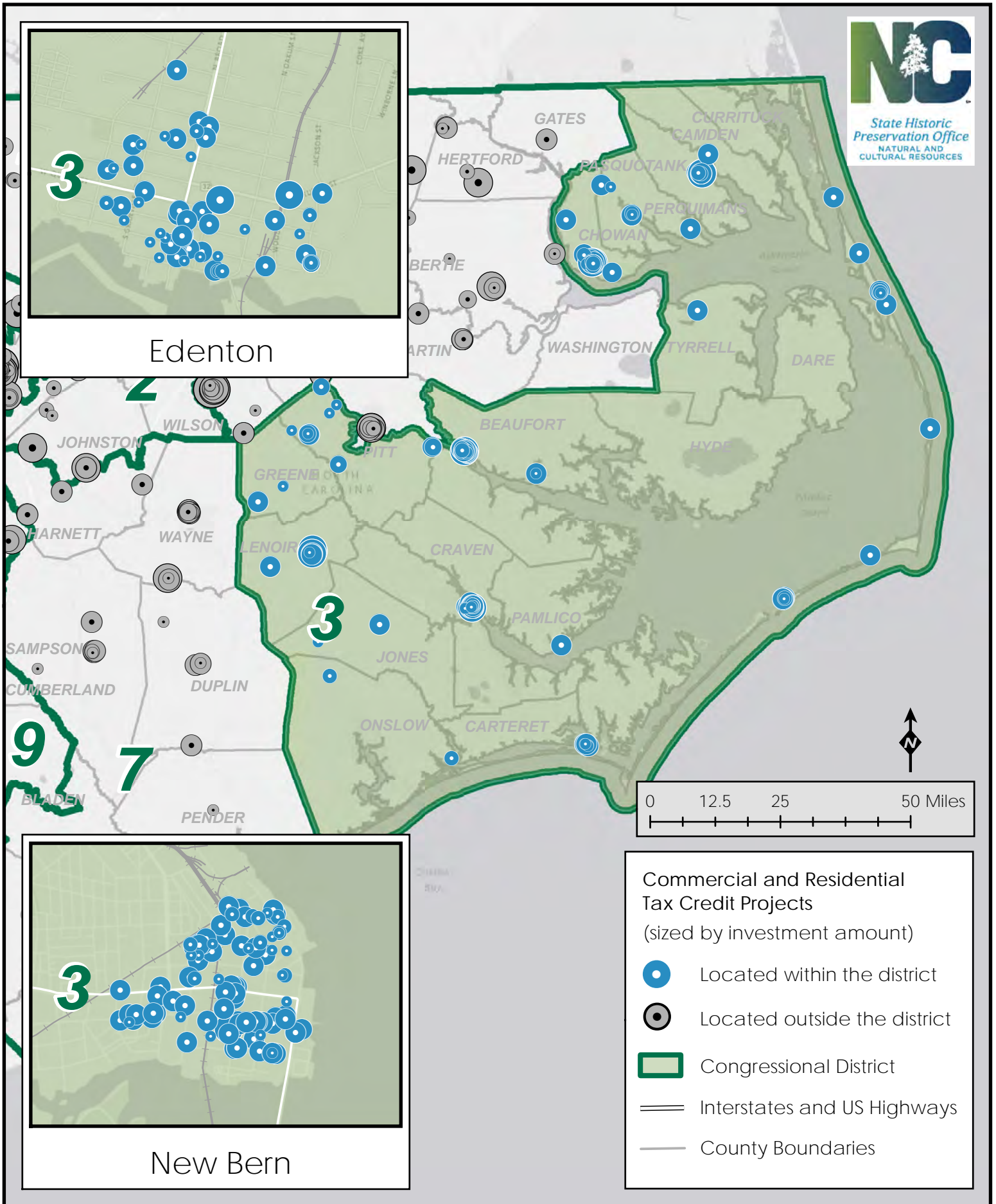


State Historic Preservation Office
NATURAL AND CULTURAL RESOURCES

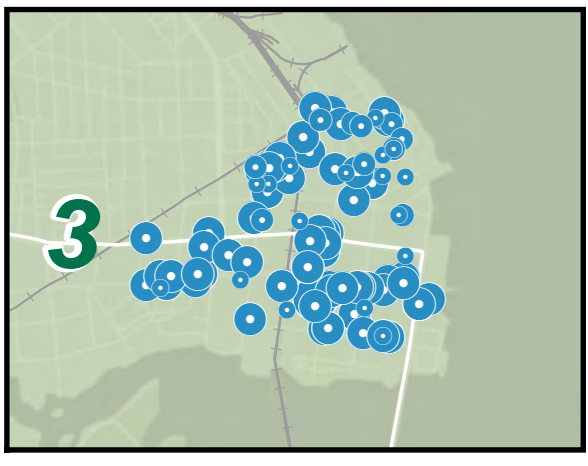
Dr. Kevin Cherry // SHPO
Ramona M. Bartos // Deputy SHPO
Mitch Wilds // Supervisor, Restoration and Tax Credit Services Branch
Claudia Brown // Supervisor, Survey and National Register Branch

www.hpo.ncdcr.gov

Historic Preservation Tax Credit Projects (as of January 1, 2017)



Edenton



New Bern

**NORTH CAROLINA STATE HISTORIC PRESERVATION OFFICE ASSISTANCE TO
CONGRESSIONAL DISTRICT 3**

As of December 31, 2016

| <i>County</i> | <i>Federal HPF Grants since 1966</i> | <i>National Register Listings</i> | <i>Income- producing Tax Credit Projects since 1976</i> | <i>Income- producing Amount of Eligible Investment</i> | <i>Non-income- producing Tax Credit Projects since 1998</i> | <i>Non-income- producing Amount of Eligible Investment</i> |
|-------------------|--|---|---|--|---|--|
| Beaufort | \$185,750 | 18 | 37 | \$7,729,627 | 13 | \$1,752,069 |
| Camden | \$1,525 | 7 | 1 | \$61,480 | 0 | 0 |
| Carteret | \$103,314 | 16 | 12 | \$2,074,342 | 4 | \$315,767 |
| Chowan | \$92,240 | 26 | 36 | \$8,693,912 | 36 | \$6,802,050 |
| Craven | \$202,444 | 57 | 73 | \$13,671,862 | 32 | \$3,661,408 |
| Currituck | \$45,662 | 13 | 0 | 0 | 0 | 0 |
| Dare | \$48,065 | 33 | 6 | \$2,024,359 | 5 | \$802,262 |
| Greene | \$17,675 | 12 | 1 | \$285,610 | 2 | \$147,000 |
| Hyde | \$121,570 | 10 | 5 | \$804,944 | 2 | \$226,995 |
| Jones | \$14,000 | 8 | 1 | \$284,325 | 1 | \$57,624 |
| Lenoir | \$40,613 | 30 | 13 | \$17,368,580 | 1 | \$45,000 |
| Onslow | \$20,960 | 15 | 0 | 0 | 3 | \$406,734 |
| Pamlico | \$10,000 | 1 | 1 | \$99,000 | 0 | 0 |
| Pasquotank | \$24,781 | 12 | 11 | \$6,761,775 | 4 | \$576,205 |
| Perquimans | \$57,552 | 18 | 4 | \$954,067 | 2 | \$314,300 |
| Pitt | \$93,120 | 32 | 17 | \$11,083,987 | 16 | \$4,528,676 |
| Tyrrell | \$10,075 | 3 | 1 | \$65,238 | 0 | 0 |
| TOTALS | \$6,932,129 | 311 | 219 | \$71,963,108 | 121 | \$19,636,090 |

SPOTLIGHT TAX CREDIT PROJECTS



106 SOUTH CHURTON STREET Hillsborough

1924 "Auto Sales" building in the Hillsborough Historic District now offices for a local law firm

Rehabilitated 2014-2016 with a private investment rehabilitation cost of \$1.37 million



Updated Listing

National Register of Historic Places

CHAPEL HILL HISTORIC DISTRICT 2015 AMENDMENT

Originally listed in the National Register in 1971, the district has been expanded to include additional areas tied to the development of the university, including portions of East Franklin Street; residential development north and east of the original district; and Cobb Terrace and Tenney Circle, two of Chapel Hill's oldest planned developments. The new nomination provides information on the growth and development of the university and the district, with a new period of significance ending in 1964.



NC DISTRICT 4

January 2017

Historic Preservation Tax Incentives within District 4

1064 Projects
\$687,504,983 Investment*

* includes eligible costs for both federal and state income-producing and non-income-producing tax credit projects in the district's counties since inception of programs



State Historic Preservation Office
NATURAL AND CULTURAL RESOURCES

FIRE STATION NO. 4 Raleigh



Fire Station No. 4 is Raleigh's oldest surviving fire station, built in 1924 to serve the single-family residential Glenwood-Brooklyn Historic District.

Rehabilitated 2014-2015 for use as a single-family rental residence with an estimated private investment rehabilitation cost of \$331,000



The Historic Rehabilitation Tax Credit Programs in North Carolina

3,573 Projects
\$2.398 Billion Investment*

The Federal and State Historic Rehabilitation Tax Credit Programs in North Carolina provide jobs and bolster the tax base by revitalizing existing buildings and infrastructure while preserving the state's priceless historic character.

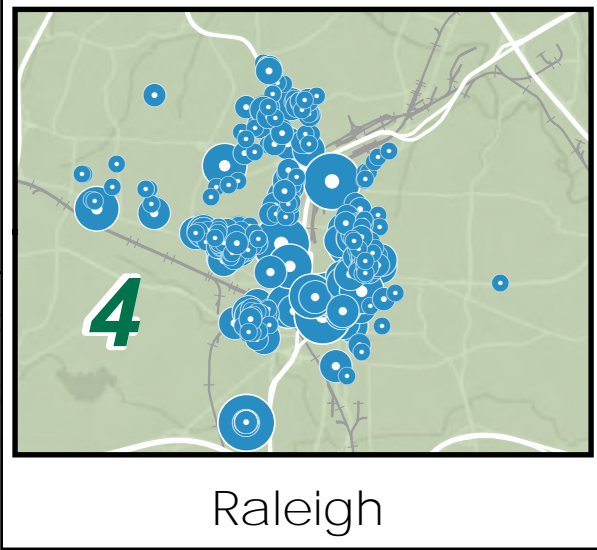
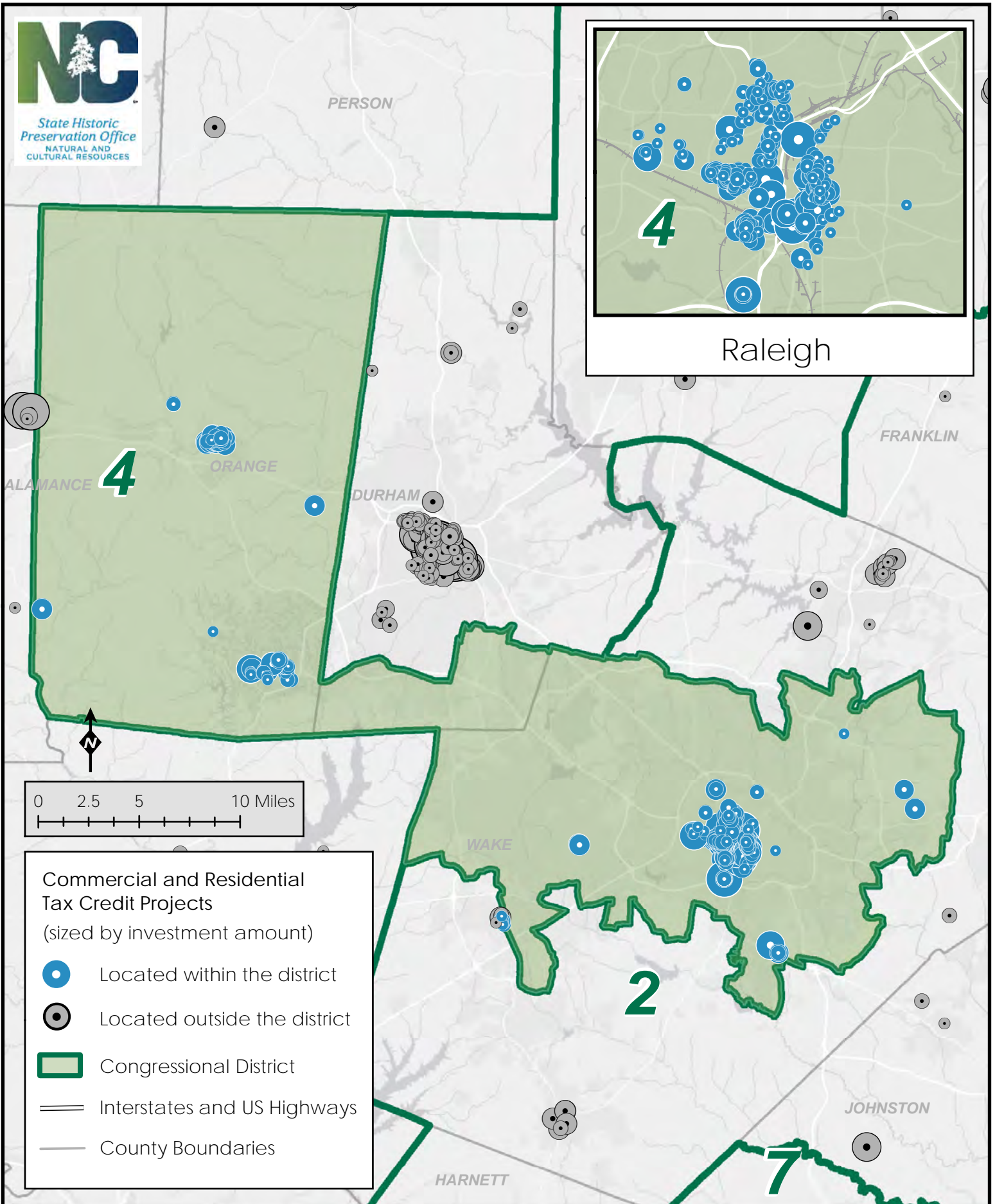
The programs, administered by the State Historic Preservation Office of the North Carolina Department of Natural and Cultural Resources, in conjunction with the National Park Service, encourage the conservation of North Carolina's historic resources. The National Register of Historic Places plays a vital role in the tax credit programs as eligibility is limited to properties listed in the Register.



Dr. Kevin Cherry // SHPO
Ramona M. Bartos // Deputy SHPO
Mitch Wilds // Supervisor, Restoration and Tax Credit Services Branch
Claudia Brown // Supervisor, Survey and National Register Branch

www.hpo.ncdcr.gov

Historic Preservation Tax Credit Projects (as of January 1, 2017)



- Commercial and Residential
Tax Credit Projects
(sized by investment amount)
- Located within the district
 - Located outside the district
 - Congressional District
 - == Interstates and US Highways
 - County Boundaries

**NORTH CAROLINA STATE HISTORIC PRESERVATION OFFICE ASSISTANCE TO
CONGRESSIONAL DISTRICT 4**

As of December 31, 2016

| <i>County</i> | <i>Federal HPF Grants since 1966</i> | <i>National Register Listings</i> | <i>Income- producing Tax Credit Projects since 1976</i> | <i>Income- producing Amount of Eligible Investment</i> | <i>Non-income- producing Tax Credit Projects since 1998</i> | <i>Non-income- producing Amount of Eligible Investment</i> |
|---------------|--|---|---|--|---|--|
| Durham | \$286,620 | 84 | 95 | \$424,955,622 | 355 | \$50,697,431 |
| Orange | \$271,940 | 50 | 22 | \$10,089,351 | 55 | \$13,875,427 |
| Wake | \$508,611 | 217 | 129 | \$137,622,506 | 408 | \$50,264,646 |
| TOTALS | \$6,932,129 | 351 | 246 | \$572,667,479 | 818 | \$114,837,504 |

SPOTLIGHT TAX CREDIT PROJECTS



AFTER

1928-1929 iconic skyscraper headquarters for R.J. Reynolds Tobacco Company

Rehabilitated 2014 -2016 for a Kimpton Hotel and 119 market-rate apartments; private investment of \$37 million

REYNOLDS BUILDING

Winston-Salem



New Listing National Register of Historic Places

ASHE COUNTY MEMORIAL HOSPITAL West Jefferson

Serving residents until 1970, Ashe County Memorial Hospital was built through the efforts of local leaders who raised funds to supplement the contributions of the Works Progress Administration and the Duke Endowment near the end of the Great Depression. The original 1941 stone Colonial Revival building was enlarged in 1952 with a Modernist-influenced brick wing.

now eligible for historic tax credits



NC DISTRICT 5

January 2017

Historic Preservation Tax Incentives within District 5

308 Projects
\$554,367,016 Investment*


* includes eligible costs for both federal and state income-producing and non-income-producing tax credit projects in the district's counties since inception of programs



State Historic Preservation Office
NATURAL AND CULTURAL RESOURCES

Dr. Kevin Cherry // SHPO
Ramona M. Bartos // Deputy SHPO
Mitch Wilds // Supervisor, Restoration and Tax Credit Services Branch
Claudia Brown // Supervisor, Survey and National Register Branch

www.hpo.ncdcr.gov




AFTER

1928 former wholesale hardware store, now a Mast General Store with 45 market-rate apartments on upper levels

Rehabilitated 2010-2015 with a private investment rehabilitation cost of \$9.37 million

BROWN-ROGERS-DIXSON BUILDING

Winston-Salem



BEFORE

The Historic Rehabilitation Tax Credit Programs in North Carolina

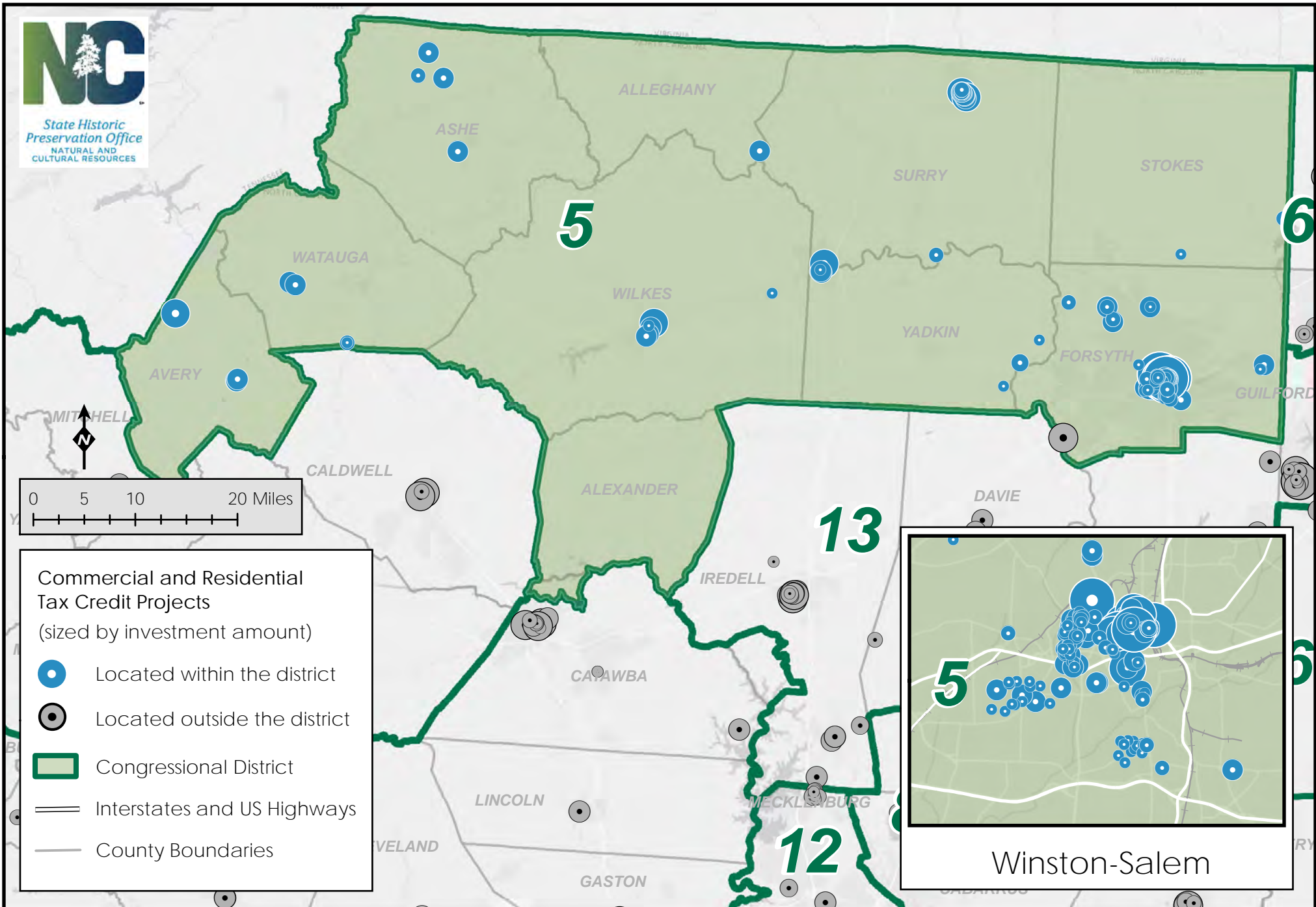
3,573 Projects
\$2.398 Billion Investment*

The Federal and State Historic Rehabilitation Tax Credit Programs in North Carolina provide jobs and bolster the tax base by revitalizing existing buildings and infrastructure while preserving the state's priceless historic character.

The programs, administered by the State Historic Preservation Office of the North Carolina Department of Natural and Cultural Resources, in conjunction with the National Park Service, encourage the conservation of North Carolina's historic resources. The National Register of Historic Places plays a vital role in the tax credit programs as eligibility is limited to properties listed in the Register.



Historic Preservation Tax Credit Projects (as of January 1, 2017)




**NORTH CAROLINA STATE HISTORIC PRESERVATION OFFICE ASSISTANCE TO
CONGRESSIONAL DISTRICT 5**

As of December 31, 2016

| <i>County</i> | <i>Federal HPF Grants since 1966</i> | <i>National Register Listings</i> | <i>Income- producing Tax Credit Projects since 1976</i> | <i>Income- producing Amount of Eligible Investment</i> | <i>Non-income- producing Tax Credit Projects since 1998</i> | <i>Non-income- producing Amount of Eligible Investment</i> |
|------------------|--|---|---|--|---|--|
| Alexander | \$3,500 | 1 | 0 | 0 | 0 | 0 |
| Alleghany | \$5,200 | 10 | 1 | \$1,096,206 | 0 | 0 |
| Ashe | \$43,000 | 26 | 3 | \$365,000 | 1 | \$161,837 |
| Avery | 0 | 11 | 4 | \$2,384,491 | 0 | 0 |
| Catawba | \$73,115 | 65 | 11 | \$31,949,636 | 15 | \$1,492,118 |
| Forsyth | \$301,085 | 106 | 61 | \$455,521,639 | 141 | \$17,957,498 |
| Stokes | \$6,600 | 15 | 0 | 0 | 2 | \$274,324 |
| Surry | \$93,709 | 22 | 19 | \$19,165,122 | 34 | \$6,158,198 |
| Watauga | \$43,554 | 22 | 2 | \$1,388,580 | 3 | \$203,113 |
| Wilkes | \$7,900 | 23 | 5 | \$9,715,929 | 3 | \$5,972,965 |
| Yadkin | \$78,625 | 8 | 0 | 0 | 3 | \$560,360 |
| TOTALS | \$6,932,129 | 309 | 106 | \$521,586,603 | 202 | \$32,780,413 |

SPOTLIGHT TAX CREDIT PROJECTS



WHITE FURNITURE COMPANY

Mebane, Alamance County

Oldest furniture manufacturing plant in NC and one of the oldest in the South; in continuous operation by White family from 1881 to 1985

Vacant since 1993, rehabilitated in 2015 into 152 market-rate apartments with private rehab investment of \$22.5 million



New Listing National Register of Historic Places

WESTERN ELECTRIC COMPANY— TARHEEL ARMY MISSILE PLANT, BURLINGTON

The industrial complex is important for military-related manufacturing, product development, and testing operations between 1942 and 1966, and for its architecture, particularly several buildings designed by Albert Kahn. During World War II, the plant produced twin-engine laminated-plywood test airplanes and ordnance. Western Electric leased the plant from 1946 until 1991 for the development and manufacturing of sophisticated communications equipment and weapons including Nike missile guidance systems. The plant employed up to 4,500 workers when operating at full capacity.



NC DISTRICT 6

January 2017

Historic Preservation
Tax Incentives
within District 6

257 Projects
\$239,801,850
Investment*

* includes eligible costs for both federal and state income-producing and non-income-producing tax credit projects in the district's counties since inception of programs



State Historic
Preservation Office
NATURAL AND
CULTURAL RESOURCES

Dr. Kevin Cherry // SHPO
Ramona M. Bartos // Deputy SHPO
Mitch Wilds // Supervisor, Restoration and
Tax Credit Services Branch
Claudia Brown // Supervisor, Survey and
National Register Branch

www.hpo.ncdcr.gov

SANFORD BUGGY COMPANY

Sanford, Lee County



1907 buggy company > 1924
auto dealership > 1940 Sanford
Furniture Company

Rehabilitated in 2015 as state-
of-the-art offices for City of
Sanford with a private
Investment rehab cost of
\$4.68 million



The Historic Rehabilitation Tax Credit Programs in North Carolina

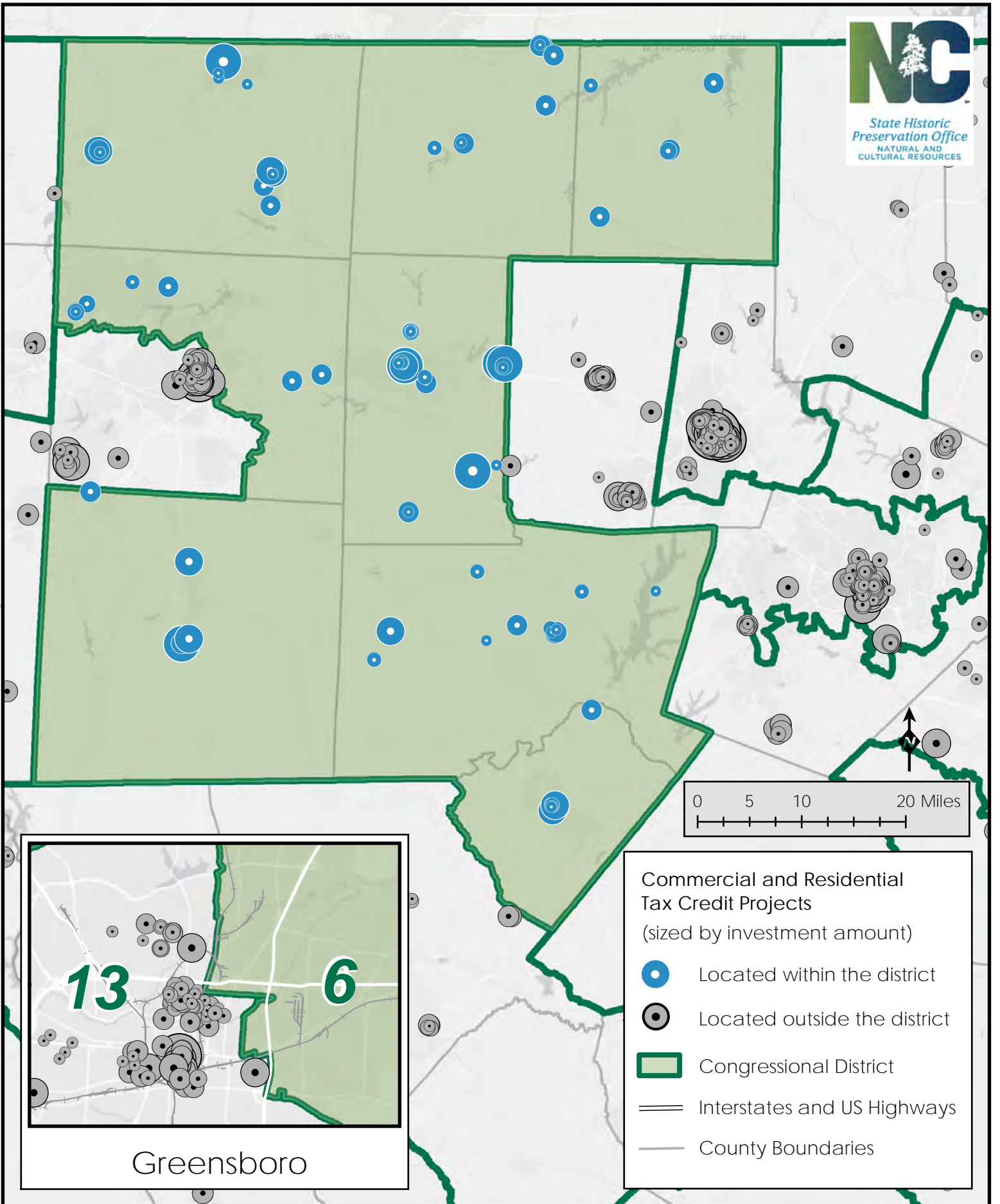

3,573 Projects
\$2.398 Billion Investment*

The Federal and State Historic Rehabilitation Tax Credit Programs in North Carolina provide jobs and bolster the tax base by revitalizing existing buildings and infrastructure while preserving the state's priceless historic character.

The programs, administered by the State Historic Preservation Office of the North Carolina Department of Natural and Cultural Resources, in conjunction with the National Park Service, encourage the conservation of North Carolina's historic resources. The National Register of Historic Places plays a vital role in the tax credit programs as eligibility is limited to properties listed in the Register.



Historic Preservation Tax Credit Projects (as of January 1, 2017)



**NORTH CAROLINA STATE HISTORIC PRESERVATION OFFICE ASSISTANCE TO
CONGRESSIONAL DISTRICT 6**

As of December 31, 2016

| <i>County</i> | <i>Federal HPF Grants since 1966</i> | <i>National Register Listings</i> | <i>Income- producing Tax Credit Projects since 1976</i> | <i>Income- producing Amount of Eligible Investment</i> | <i>Non-income- producing Tax Credit Projects since 1998</i> | <i>Non-income- producing Amount of Eligible Investment</i> |
|-------------------|--|---|---|--|---|--|
| Alamance | \$77,910 | 67 | 15 | \$55,289,092 | 28 | \$3,262,392 |
| Caswell | \$31,250 | 22 | 7 | \$1,107,241 | 2 | \$156,000 |
| Chatham | \$28,083 | 56 | 5 | \$2,283,075 | 9 | \$1,109,967 |
| Guilford | \$198,334 | 114 | 57 | \$109,742,663 | 90 | \$15,595,185 |
| Lee | \$36,104 | 17 | 11 | \$18,044,218 | 8 | \$702,699 |
| Person | \$1,320 | 12 | 4 | \$279,873 | 2 | \$651,590 |
| Randolph | \$7,000 | 21 | 5 | \$14,895,939 | 0 | 0 |
| Rockingham | \$67,412 | 46 | 7 | \$16,302,453 | 7 | \$379,463 |
| TOTALS | \$6,932,129 | 355 | 111 | \$217,944,554 | 146 | \$21,857,296 |

SPOTLIGHT TAX CREDIT PROJECTS




GOLDSBORO DRUG COMPANY

Goldsboro

1885 drugstore in the Goldsboro Historic District, now a restaurant with 2 market-rate apartments upstairs

Rehabilitated with private investment costs of \$428,000



NOW



BEFORE



now eligible

for historic tax credits

Featured Listing National Register of Historic Places

CLAYTON HISTORIC DISTRICT
Johnston County


Clayton began as a settlement on a stop along a stage coach route that became the preferred alignment for the North Carolina Railroad. Listed in 2010, this district encompasses the historic commercial and residential core of Clayton, running ten blocks down the railroad tracks. It includes buildings constructed between 1850 and 1959, such as the old Clayton Banking Company building (below).

TODD'S BUILDING

Wilmington



AFTER



DURING

1939-1942 furniture store in the Wilmington Historic District converted into offices of Next Glass, a beer and wine software app

Being rehabilitated with estimated private rehabilitation costs of \$1 million

The Historic Rehabilitation Tax Credit Programs in North Carolina

3,573 Projects
\$2.398 Billion Investment*

The Federal and State Historic Rehabilitation Tax Credit Programs in North Carolina provide jobs and bolster the tax base by revitalizing existing buildings and infrastructure while preserving the state's priceless historic character.

The programs, administered by the State Historic Preservation Office of the NC Department of Natural and Cultural Resources, in conjunction with the National Park Service, encourage the conservation of North Carolina's historic resources. The National Register of Historic Places plays a vital role in the tax credit programs as eligibility is limited to properties listed in the Register.



NC DISTRICT 7

January 2016

Historic Preservation Tax Incentives within District 7

288 Projects
\$65,513,856 Investment*

* includes eligible costs for both federal and state income-producing and non-income-producing tax credit projects in the district's counties since inception of programs

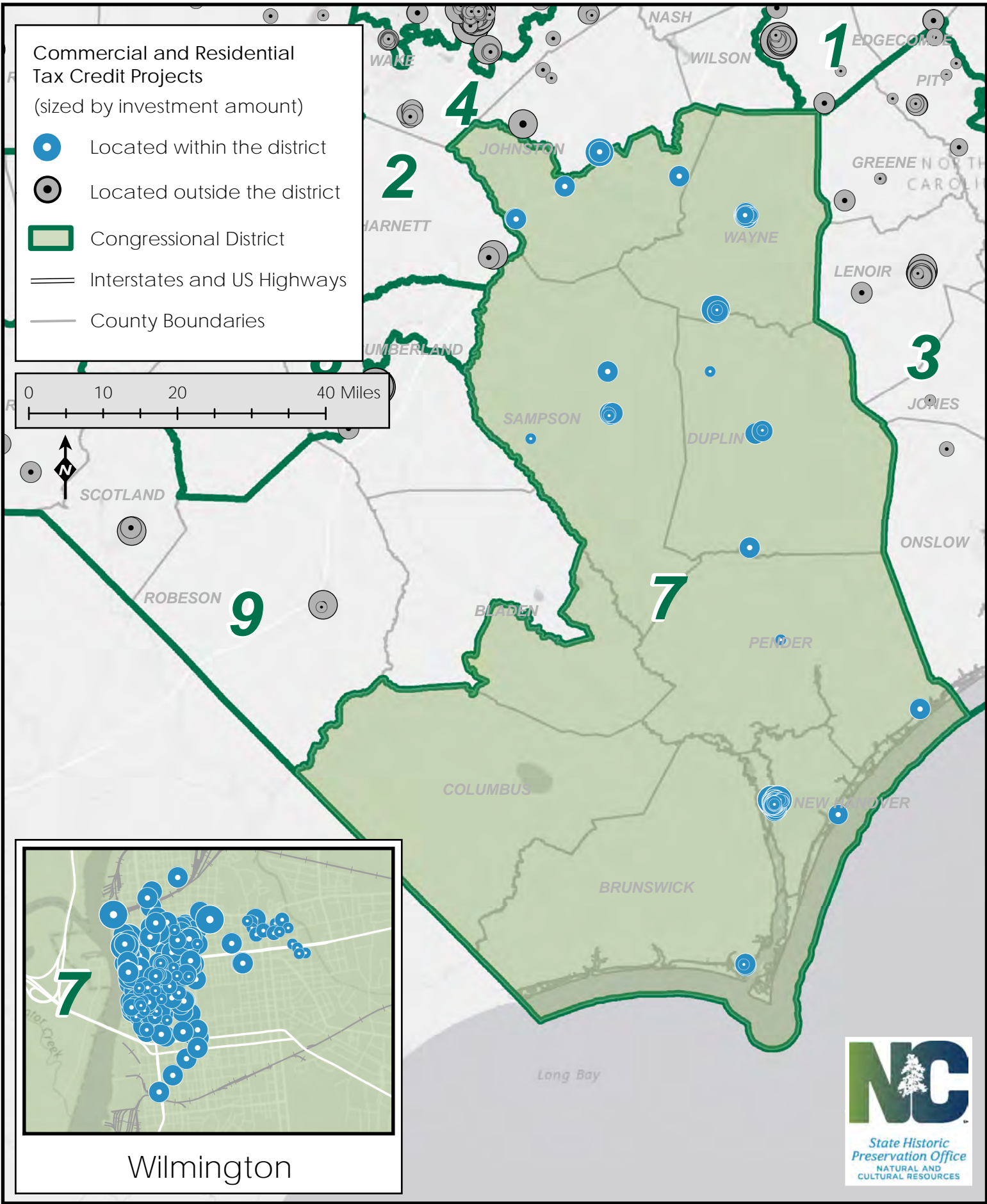


State Historic Preservation Office
NATURAL AND CULTURAL RESOURCES

Dr. Kevin Cherry // SHPO
Ramona M. Bartos // Deputy SHPO
Mitch Wilds // Supervisor, Restoration and Tax Credit Services Branch
Claudia Brown // Supervisor, Survey and National Register Branch

www.hpo.ncdcr.gov

Historic Preservation Tax Credit Projects (as of January 1, 2017)



**NORTH CAROLINA STATE HISTORIC PRESERVATION OFFICE ASSISTANCE TO
CONGRESSIONAL DISTRICT 7**

As of December 31, 2016

| <i>County</i> | <i>Federal HPF Grants since 1966</i> | <i>National Register Listings</i> | <i>Income- producing Tax Credit Projects since 1976</i> | <i>Income- producing Amount of Eligible Investment</i> | <i>Non-income- producing Tax Credit Projects since 1998</i> | <i>Non-income- producing Amount of Eligible Investment</i> |
|--------------------|--|---|---|--|---|--|
| Bladen | 0 | 13 | 0 | 0 | 0 | 0 |
| Brunswick | \$61,450 | 15 | 2 | \$159,558 | 1 | \$44,450 |
| Columbus | \$7,000 | 6 | 0 | 0 | 0 | 0 |
| Duplin | \$33,000 | 20 | 3 | \$567,530 | 2 | \$191,490 |
| Johnston | \$5,896 | 36 | 14 | \$6,550,411 | 2 | \$313,500 |
| New Hanover | \$413,573 | 28 | 158 | \$36,966,753 | 68 | \$12,240,820 |
| Pender | \$8,000 | 15 | 1 | \$97,068 | 1 | \$88,500 |
| Sampson | \$24,018 | 50 | 5 | \$1,086,153 | 3 | \$189,048 |
| Wayne | \$26,175 | 17 | 16 | \$5,518,212 | 12 | \$1,500,363 |
| TOTALS | \$6,932,129 | 200 | 199 | \$50,945,685 | 89 | \$14,568,171 |

SPOTLIGHT TAX CREDIT PROJECTS



BEFORE

ALBEMARLE HOTEL

Albemarle, Stanly County

Opened in 1923, this prominent hotel in the Second Street Historic District will be converted into 32 market-rate apartments.

Estimated January 2019 completion and private investment cost of \$4.5 million



HISTORIC



INTERIOR

now eligible



for historic tax credits

New Listing National Register of Historic Places

RICHFIELD MILLING COMPANY Richfield, Stanly County

The c. 1910 Richfield Milling Company is the only remaining historic industrial building in Richfield. The frame roller mill is architecturally important for its heavy-timber construction and mill grain handling system, in particular the tall grain bins on the upper floors.



BEFORE

CONCORD NATIONAL BANK & HOTEL CONCORD

Concord, Cabarrus County

Proposed rehabilitation of this 1926 bank & hotel will transform the bank lobby into a restaurant, create three retail spaces, continue special events in the hotel lobby and ballroom, and convert the upper stories into 38 market-rate apartment units.

Estimated December 2017 completion and private investment cost of \$4.6 million

The Historic Rehabilitation Tax Credit Programs in North Carolina

3,573 Projects
\$2.398 Billion Investment*

The Federal and State Historic Rehabilitation Tax Credit Programs in North Carolina provide jobs and bolster the tax base by revitalizing existing buildings and infrastructure while preserving the state's priceless historic character.

The programs, administered by the State Historic Preservation Office of the North Carolina Department of Natural and Cultural Resources, in conjunction with the National Park Service, encourage the conservation of North Carolina's historic resources. The National Register of Historic Places plays a vital role in the tax credit programs as eligibility is limited to properties listed in the Register.



NC DISTRICT 8

January 2017

Historic Preservation Tax Incentives within District 8

234 Projects
\$119,389,844 Investment*

* includes eligible costs for both federal and state income-producing and non-income-producing tax credit projects in the district's counties since inception of programs

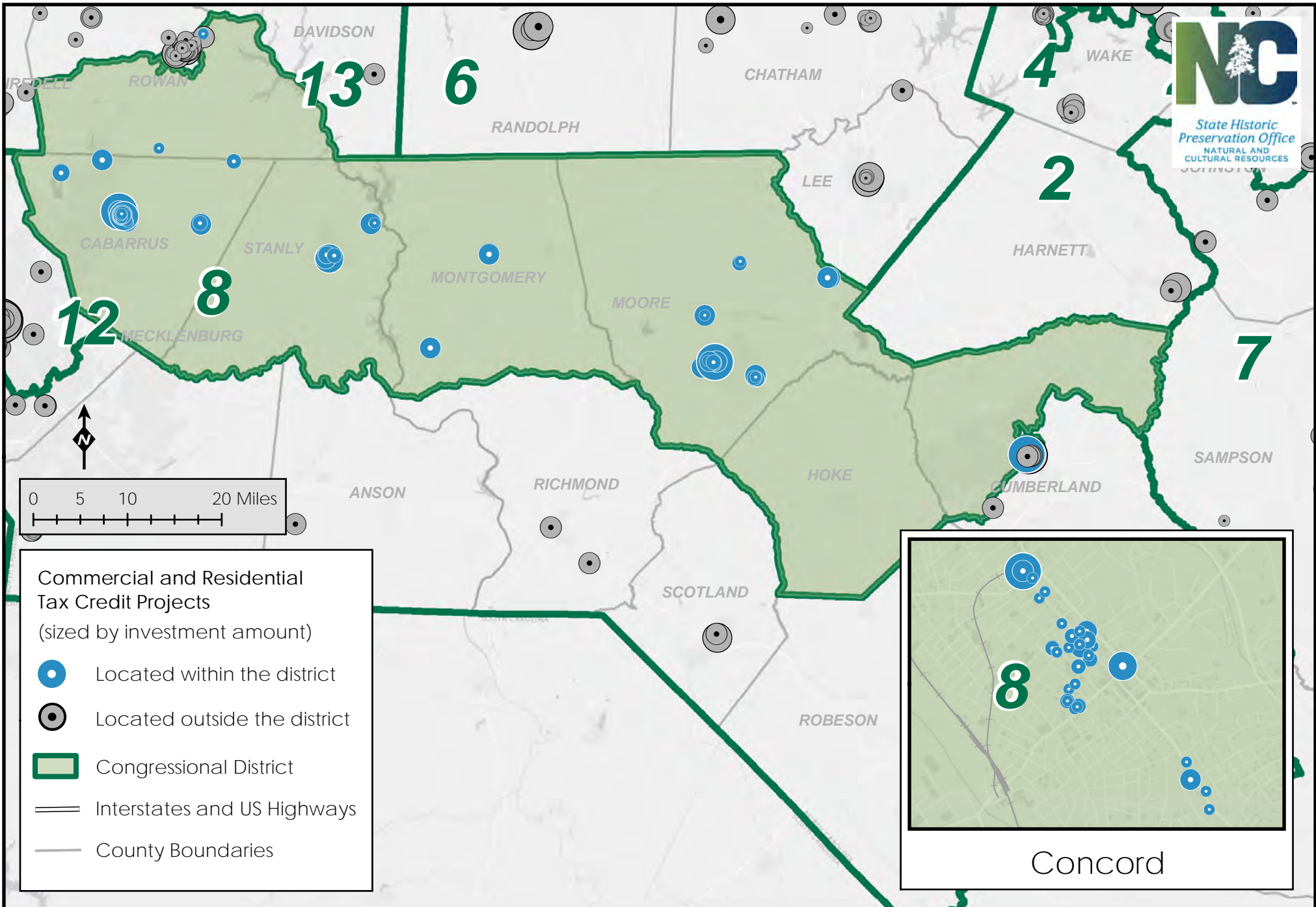


State Historic Preservation Office
NATURAL AND CULTURAL RESOURCES

Dr. Kevin Cherry // SHPO
Ramona M. Bartos // Deputy SHPO
Mitch Wilds // Supervisor, Restoration and Tax Credit Services Branch
Claudia Brown // Supervisor, Survey and National Register Branch

www.hpo.ncdcr.gov

Historic Preservation Tax Credit Projects (as of January 1, 2017)




**NORTH CAROLINA STATE HISTORIC PRESERVATION OFFICE ASSISTANCE TO
CONGRESSIONAL DISTRICT 8**

As of December 31, 2016

| <i>County</i> | <i>Federal HPF Grants since 1966</i> | <i>National Register Listings</i> | <i>Income- producing Tax Credit Projects since 1976</i> | <i>Income- producing Amount of Eligible Investment</i> | <i>Non-income- producing Tax Credit Projects since 1998</i> | <i>Non-income- producing Amount of Eligible Investment</i> |
|-------------------|--|---|---|--|---|--|
| Cabarrus | \$76,265 | 28 | 7 | \$14,233,224 | 34 | \$5,132,220 |
| Cumberland | \$82,813 | 72 | 18 | \$24,998,408 | 0 | 0 |
| Hoke | 0 | 5 | 0 | 0 | 0 | 0 |
| Montgomery | 0 | 7 | 2 | \$882,572 | 0 | 0 |
| Moore | \$49,050 | 30 | 12 | \$21,105,076 | 11 | \$2,633,703 |
| Rowan | \$458,474 | 66 | 85 | \$33,279,454 | 58 | \$9,975,554 |
| Stanly | \$10,000 | 16 | 4 | \$6,804,403 | 3 | \$345,230 |
| TOTALS | \$6,932,129 | 224 | 128 | \$101,303,137 | 106 | \$18,086,707 |

SPOTLIGHT TAX CREDIT PROJECTS



Before

FIRE STATION NO. 4

Charlotte

Built in 1925-26, the only remaining pre-World War II fire station in uptown Charlotte

Being converted into a restaurant with an estimated private investment rehabilitation cost of \$3.3 million



1926

Featured Listing National Register of Historic Places

FAYETTEVILLE DOWNTOWN HISTORIC DISTRICT

Fayetteville has a distinguished history as a trading center, due to its location at the head of navigation on the Cape Fear River and later on rail lines. In an area encompassing 21 blocks centering on Market House Square, many of the district's 119 historic resources, dating from 1786 through 1949, are making a comeback.



eligible for historic tax credits

NC DISTRICT 9

January 2017

Historic Preservation Tax Incentives within District 9

388 Projects
\$225,345,821 Investment*

* includes eligible costs for both federal and state income-producing and non-income-producing tax credit projects in the district's counties since inception of programs



State Historic Preservation Office
NATURAL AND CULTURAL RESOURCES

Dr. Kevin Cherry // SHPO
Ramona M. Bartos // Deputy SHPO
Mitch Wilds // Supervisor, Restoration and Tax Credit Services Branch
Claudia Brown // Supervisor, Survey and National Register Branch

www.hpo.ncdcr.gov

BELK BUILDING

Monroe, Union County



1950s

The Belk Brothers established their popular southern department store here in 1901 and expanded it with a Moderne-style addition in 1941.

Proposed rehabilitation for commercial/office spaces and market-rate apartments



BEFORE

The Historic Rehabilitation Tax Credit Programs in North Carolina

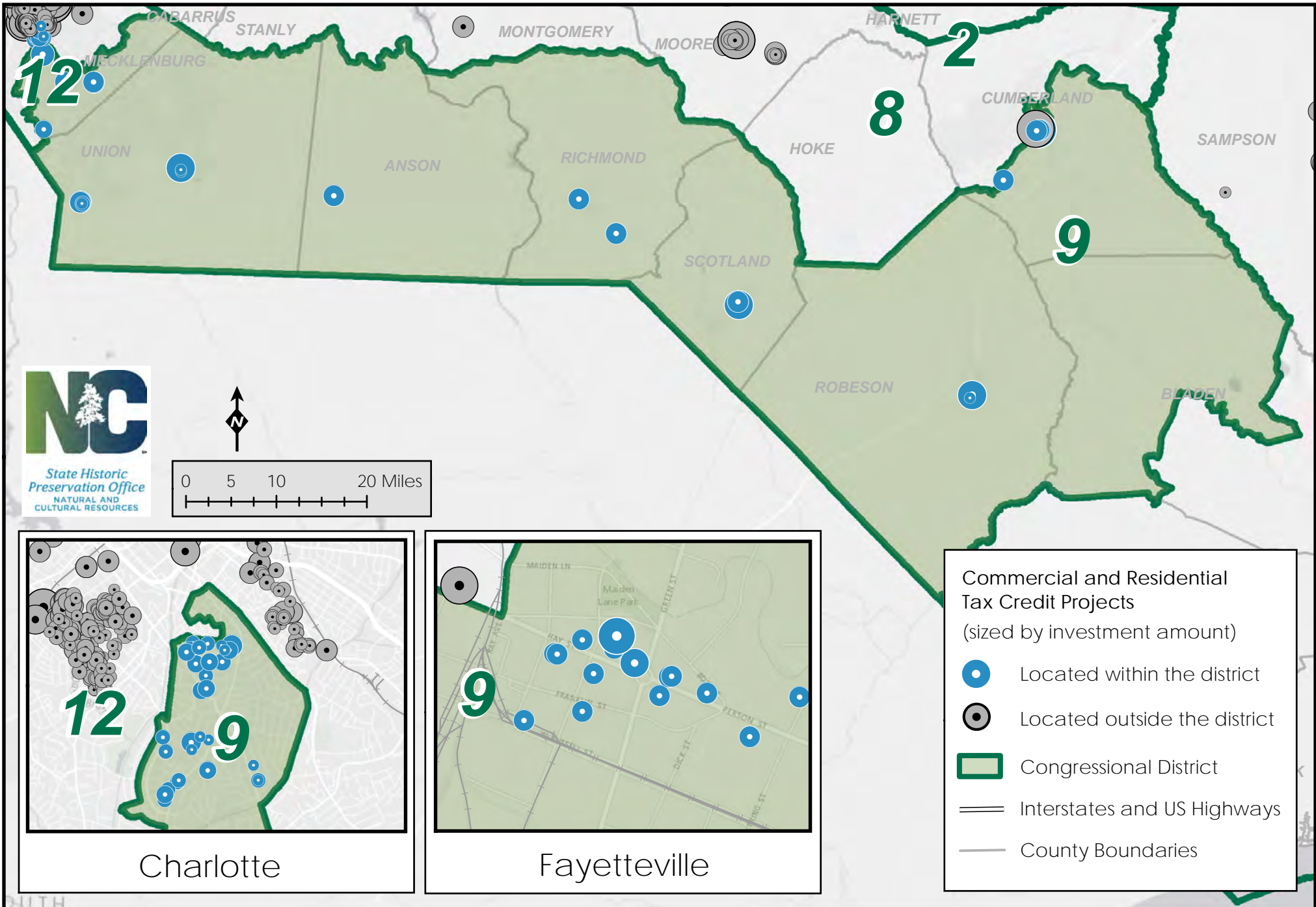
3,573 Projects
\$2.398 Billion Investment*

The Federal and State Historic Rehabilitation Tax Credit Programs in North Carolina provide jobs and bolster the tax base by revitalizing existing buildings and infrastructure while preserving the state's priceless historic character.

The programs, administered by the State Historic Preservation Office of the North Carolina Department of Natural and Cultural Resources, in conjunction with the National Park Service, encourage the conservation of North Carolina's historic resources. The National Register of Historic Places plays a vital role in the tax credit programs as eligibility is limited to properties listed in the Register.



Historic Preservation Tax Credit Projects (as of January 1, 2017)



**NORTH CAROLINA STATE HISTORIC PRESERVATION OFFICE ASSISTANCE TO
CONGRESSIONAL DISTRICT 9**

As of December 31, 2016

| <i>County</i> | <i>Federal HPF Grants since 1966</i> | <i>National Register Listings</i> | <i>Income- producing Tax Credit Projects since 1976</i> | <i>Income- producing Amount of Eligible Investment</i> | <i>Non-income- producing Tax Credit Projects since 1998</i> | <i>Non-income- producing Amount of Eligible Investment</i> |
|--------------------|--|---|---|--|---|--|
| Anson | \$17,000 | 7 | 1 | \$19,000 | 0 | 0 |
| Bladen | 0 | 13 | 0 | 0 | 0 | 0 |
| Cumberland | \$82,813 | 72 | 18 | \$24,998,408 | 0 | 0 |
| Mecklenburg | \$201,912 | 105 | 62 | \$140,683,897 | 290 | \$45,482,850 |
| Richmond | \$71,300 | 18 | 2 | \$265,025 | 0 | 0 |
| Robeson | \$63,218 | 24 | 1 | \$1,733,000 | 1 | \$35,000 |
| Scotland | \$24,783 | 16 | 2 | \$4,184,580 | 0 | 0 |
| Union | \$49,900 | 13 | 7 | \$7,464,375 | 4 | \$479,686 |
| TOTALS | \$6,932,129 | 268 | 93 | \$179,348,285 | 295 | \$45,997,536 |

SPOTLIGHT TAX CREDIT PROJECTS



AFTER

LYERLY FULL FASHIONED MILL

Hickory, Catawba County

Built in two stages in 1930 and 1934, the mill features an Art Moderne stair tower on the façade.

One of the few surviving intact mills associated with the expansive hosiery industry in Hickory, now corporate offices

Rehabilitated 2014-2015 with a private investment rehabilitation cost of \$5.66 million

AFTER



MISSILDINE'S BLOCK

Tryon, Polk County



DURING

Missildine's Block, which includes the famous drug store, is currently under rehabilitation. Commercial space will occupy the main floor in the three buildings, and apartment units will occupy the upper floor.

Estimated private investment rehabilitation cost of \$1.4 million



BEFORE

New Listing National Register of Historic Places

CLEVELAND COUNTY TRAINING SCHOOL Shelby

Constructed in 1935, with additions in 1951 and 1960, the school provided academic and vocational courses to African American students in grades 1-12 until the school system integrated in 1967.

now eligible for historic tax credits



The Historic Rehabilitation Tax Credit Programs in North Carolina

3,573 Projects
\$2.398 Billion Investment*

The Federal and State Historic Rehabilitation Tax Credit Programs in North Carolina provide jobs and bolster the tax base by revitalizing existing buildings and infrastructure while preserving the state's priceless historic character.

The programs, administered by the State Historic Preservation Office of the North Carolina Department of Natural and Cultural Resources, in conjunction with the National Park Service, encourage the conservation of North Carolina's historic resources. The National Register of Historic Places plays a vital role in the tax credit programs as eligibility is limited to properties listed in the Register.



NC DISTRICT 10

January 2017

Historic Preservation Tax Incentives within District 10

413 Projects
\$308,588,042 Investment*

* includes eligible costs for both federal and state income-producing and non-income-producing tax credit projects in the district's counties since inception of programs

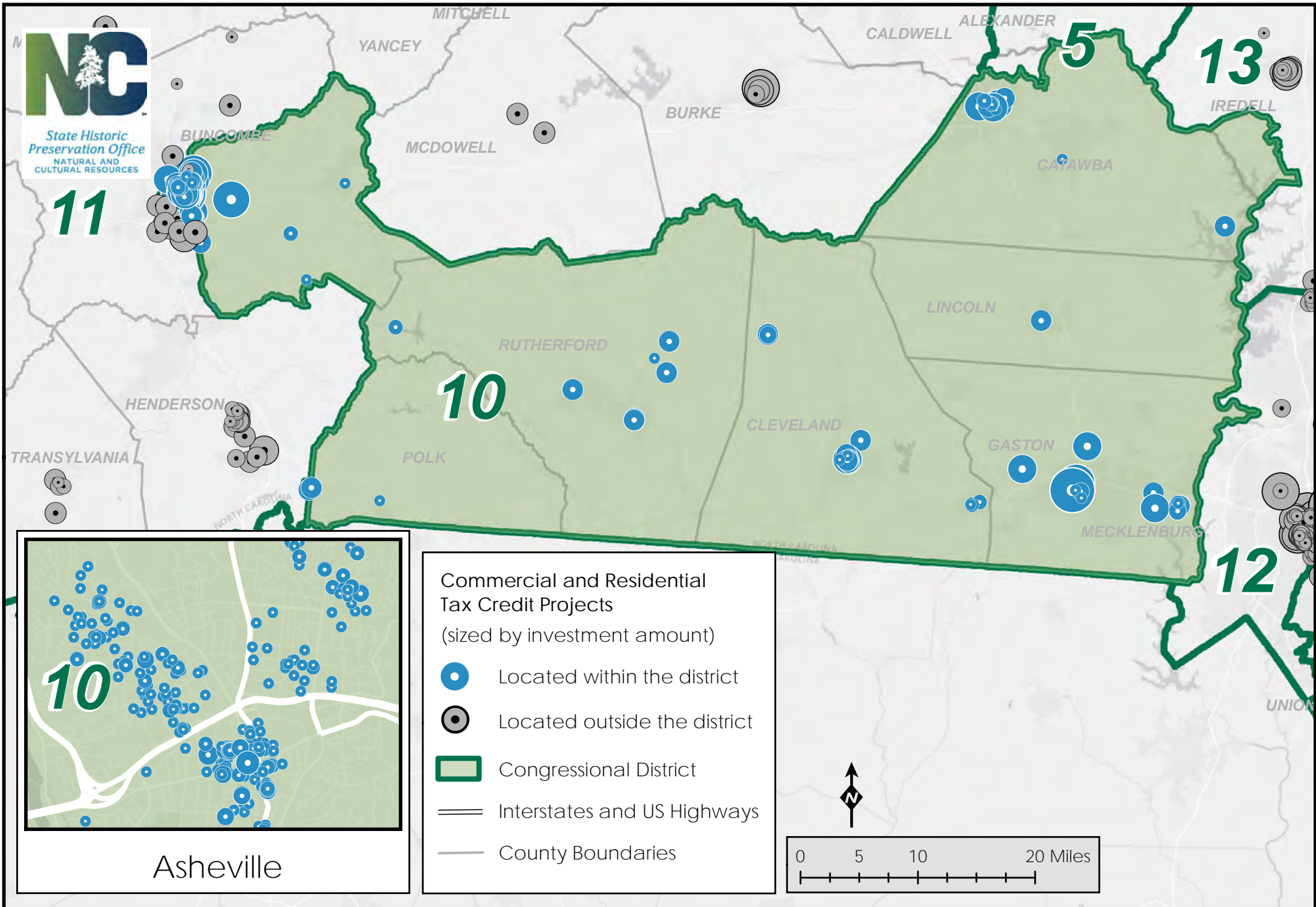


State Historic Preservation Office
NATURAL AND CULTURAL RESOURCES

Dr. Kevin Cherry // SHPO
Ramona M. Bartos // Deputy SHPO
Mitch Wilds // Supervisor, Restoration and Tax Credit Services Branch
Claudia Brown // Supervisor, Survey and National Register Branch

www.hpo.ncdcr.gov

Historic Preservation Tax Credit Projects (as of January 1, 2017)



**NORTH CAROLINA STATE HISTORIC PRESERVATION OFFICE ASSISTANCE TO
CONGRESSIONAL DISTRICT 10**

As of December 31, 2016

| <i>County</i> | <i>Federal HPF Grants since 1966</i> | <i>National Register Listings</i> | <i>Income- producing Tax Credit Projects since 1976</i> | <i>Income- producing Amount of Eligible Investment</i> | <i>Non-income- producing Tax Credit Projects since 1998</i> | <i>Non-income- producing Amount of Eligible Investment</i> |
|-------------------|--|---|---|--|---|--|
| Buncombe | \$279,204 | 120 | 181 | \$156,265,237 | 115 | \$23,649,909 |
| Catawba | \$73,115 | 65 | 11 | \$31,949,636 | 15 | \$1,492,118 |
| Cleveland | \$42,833 | 28 | 17 | \$9,037,314 | 11 | \$1,302,616 |
| Gaston | \$144,437 | 33 | 11 | \$66,292,136 | 11 | \$1,732,650 |
| Iredell | \$103,350 | 48 | 20 | \$12,563,782 | 8 | \$1,471,299 |
| Lincoln | \$34,011 | 32 | 1 | \$70,000 | 0 | 0 |
| Polk | \$18,779 | 23 | 2 | \$811,594 | 1 | \$107,467 |
| Rutherford | \$28,345 | 28 | 7 | \$1,601,575 | 2 | \$240,709 |
| TOTALS | \$6,932,129 | 377 | 250 | \$278,591,274 | 163 | \$29,996,768 |

SPOTLIGHT TAX CREDIT PROJECTS

LENOIR COTTON MILL

Lenoir, Caldwell County




HISTORIC



BEFORE

A single developer will transform these two adjacent mills into active mixed-use commercial, office and residential space. Spurred by federal and state income-producing tax credits, the rehabilitation of these properties will have a major economic impact on the city of Lenoir through job creation and re-use of underutilized historic buildings.

BERNHARDT MILL



HISTORIC



BEFORE

New Listing

National Register of Historic Places

DOWNTOWN SYLVA HISTORIC DISTRICT

The Downtown Sylva Historic District covers approximately 13 acres and includes 44 contributing buildings and structures. Significant in the areas of architecture and commerce, the district has a period of significance from 1900 to 1964.

now eligible for historic tax credits



DAVIS STORE BLOCK

Hendersonville, Henderson County



AFTER

1905 corner building of the Davis Store Block in the Main Street Historic District

Recent rehabilitation spurred by federal and state historic tax credits continues office use on the first floor with a residence on the second floor

Rehabilitated 2015-2016 with private investment rehabilitation cost of \$616,000

The Historic Rehabilitation Tax Credit Programs in North Carolina

3,573 Projects
\$2.398 Billion Investment*

The Federal and State Historic Rehabilitation Tax Credit programs in North Carolina provide jobs and bolster the tax base by revitalizing existing buildings and infrastructure while preserving the state's priceless historic character.

The programs, administered by the State Historic Preservation Office of the NC Department of Natural and Cultural Resources, in conjunction with the National Park Service, encourage the conservation of North Carolina's historic resources. The National Register of Historic Places plays a vital role in the tax credit programs as eligibility is limited to properties listed in the Register.



NC DISTRICT 11

January 2017

Historic Preservation Tax Incentives within District 11

359 Projects
\$216,511,991 Investment*

* includes eligible costs for both federal and state income-producing and non-income-producing tax credit projects in the district's counties since inception of programs

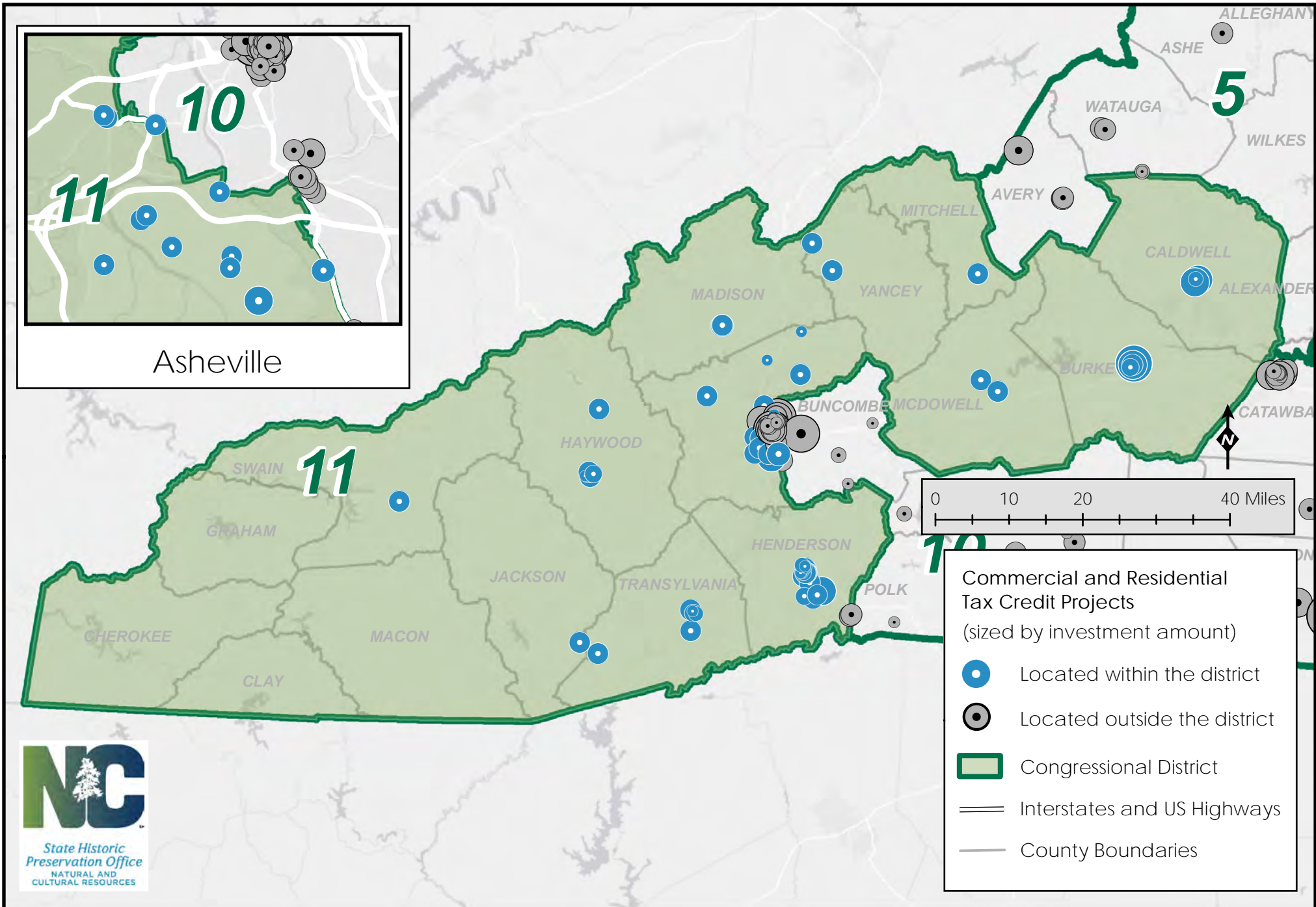


State Historic Preservation Office
NATURAL AND CULTURAL RESOURCES

Dr. Kevin Cherry // SHPO
Ramona M. Bartos // Deputy SHPO
Mitch Wilds // Supervisor, Restoration and Tax Credit Services Branch
Claudia Brown // Supervisor, Survey and National Register Branch

www.hpo.ncdcr.gov

Historic Preservation Tax Credit Projects (as of January 1, 2017)



**NORTH CAROLINA STATE HISTORIC PRESERVATION OFFICE ASSISTANCE TO
CONGRESSIONAL DISTRICT 11**

As of December 31, 2016

| <i>County</i> | <i>Federal HPF Grants since 1966</i> | <i>National Register Listings</i> | <i>Income- producing Tax Credit Projects since 1976</i> | <i>Income- producing Amount of Eligible Investment</i> | <i>Non-income- producing Tax Credit Projects since 1998</i> | <i>Non-income- producing Amount of Eligible Investment</i> |
|---------------------|--|---|---|--|---|--|
| Buncombe | \$279,204 | 120 | 181 | \$156,265,237 | 115 | \$23,649,909 |
| Burke | \$111,550 | 40 | 9 | \$17,477,870 | 1 | \$346,258 |
| Caldwell | \$91,000 | 17 | 2 | \$3,690,015 | 1 | \$155,242 |
| Cherokee | \$15,650 | 9 | 0 | 0 | 0 | 0 |
| Clay | 0 | 3 | 0 | 0 | 0 | 0 |
| Graham | \$4,000 | 6 | 0 | 0 | 0 | 0 |
| Haywood | \$32,400 | 24 | 3 | \$773,367 | 2 | \$358,600 |
| Henderson | \$47,830 | 38 | 10 | \$3,564,808 | 16 | \$2,182,822 |
| Jackson | \$18,000 | 20 | 1 | \$74,500 | 0 | 0 |
| Macon | \$25,650 | 24 | 0 | 0 | 0 | 0 |
| Madison | 0 | 16 | 5 | \$3,765,908 | 0 | 0 |
| McDowell | \$18,500 | 15 | 2 | \$335,349 | 0 | 0 |
| Mitchell | 0 | 9 | 1 | \$300,000 | 0 | 0 |
| Swain | \$22,000 | 11 | 1 | \$106,570 | 0 | 0 |
| Transylvania | \$127,590 | 21 | 3 | \$2,034,744 | 3 | \$730,803 |
| Yancey | \$6,200 | 8 | 3 | \$699,989 | 0 | 0 |
| TOTALS | \$6,932,129 | 381 | 221 | \$189,088,357 | 138 | \$27,423,634 |

SPOTLIGHT TAX CREDIT PROJECTS



AFTER

SPEAS VINEGAR COMPANY Charlotte

Built in 1939, this factory prepared and packaged white and apple cider vinegar until 1994.

Rehabilitated in 2015 as a brewery and taproom with an estimated private investment rehabilitation cost of \$2.58 million



New Listing National Register of Historic Places

Charlotte Fire Station No. 4

Designed by Charlotte-based architect Charles Christian Hook and constructed in 1925-1926, this fire station served the west end of downtown Charlotte and Fourth Ward until 1972. Fire Station No. 4 was one of four new city fire stations planned and built in the 1920s. The West Fifth Street site was chosen to better balance downtown's fire protection with close proximity to the city center and Fourth Ward neighborhood. The building represents early efforts to improve municipal services in the midst of rapid population growth.



now eligible
for historic tax credits

NC DISTRICT 12

January 2017

Historic Preservation Tax Incentives within District 12

352 Projects
\$186,166,747 Investment*

* includes eligible costs for both federal and state income-producing and non-income-producing tax credit projects in the district's counties since inception of programs



State Historic Preservation Office
NATURAL AND CULTURAL RESOURCES

Dr. Kevin Cherry // SHPO
Ramona M. Bartos // Deputy SHPO
Mitch Wilds // Supervisor, Restoration and Tax Credit Services Branch
Claudia Brown // Supervisor, Survey and National Register Branch

www.hpo.ncdcr.gov

MECKLENBURG MILL Charlotte



AFTER

Built from 1903 to 1911 in the North Charlotte Historic District, the mill is now an affordable housing community with 48 apartments and amenities.

Rehabilitated 2013-2014 with a private investment rehabilitation cost of \$10.18 million



BEFORE

The Historic Rehabilitation Tax Credit Programs in North Carolina

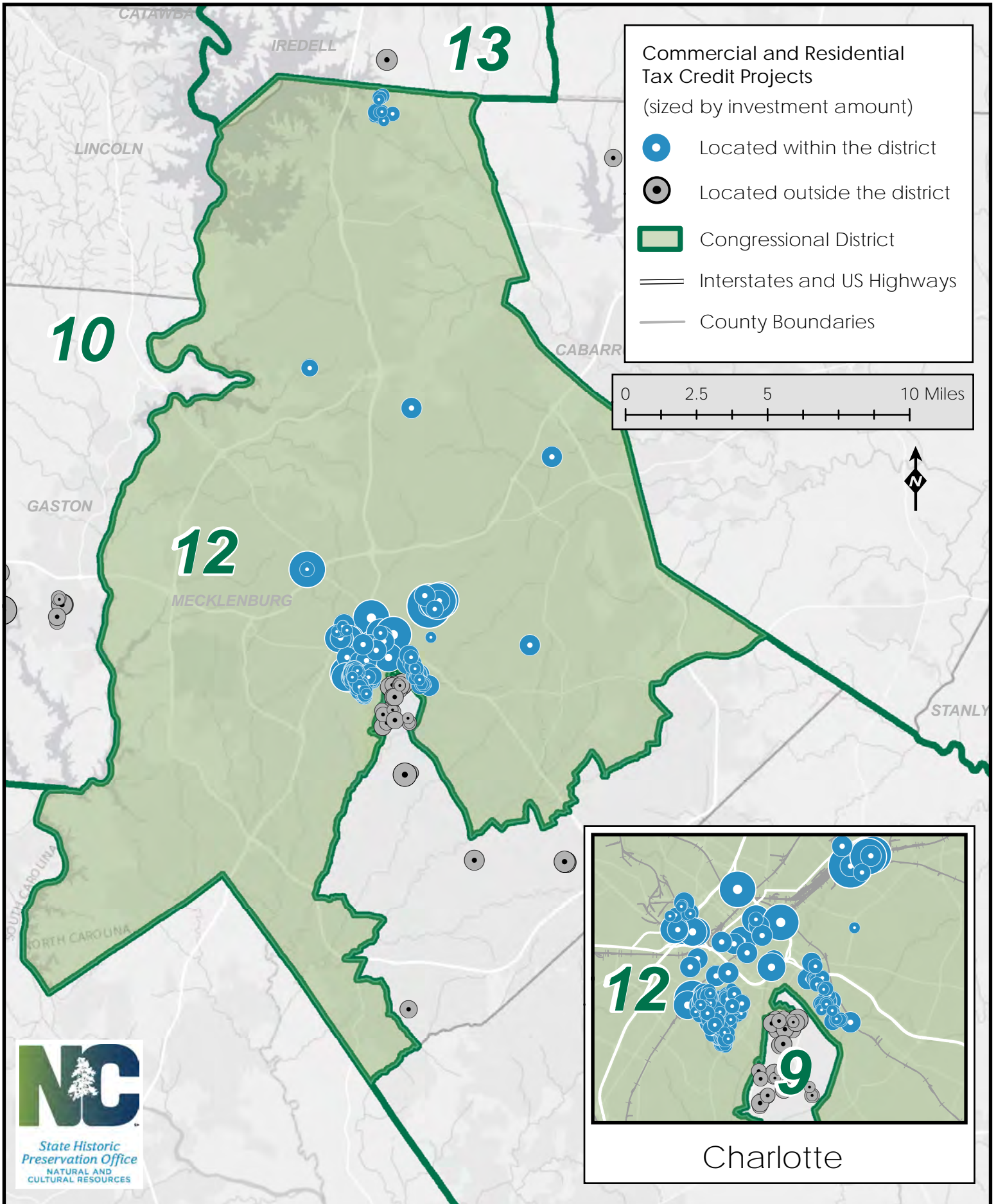
3,573 Projects
\$2.398 Billion Investment*

The Federal and State Historic Rehabilitation Tax Credit Programs in North Carolina provide jobs and bolster the tax base by revitalizing existing buildings and infrastructure while preserving the state's priceless historic character.

The programs, administered by the State Historic Preservation Office of the North Carolina Department of Natural and Cultural Resources, in conjunction with the National Park Service, encourage the conservation of North Carolina's historic resources. The National Register of Historic Places plays a vital role in the tax credit programs as eligibility is limited to properties listed in the Register.



Historic Preservation Tax Credit Projects (as of January 1, 2017)



**NORTH CAROLINA STATE HISTORIC PRESERVATION OFFICE ASSISTANCE TO
CONGRESSIONAL DISTRICT 12**

As of December 31, 2016

| <i>County</i> | <i>Federal HPF Grants since 1966</i> | <i>National Register Listings</i> | <i>Income- producing Tax Credit Projects since 1976</i> | <i>Income- producing Amount of Eligible Investment</i> | <i>Non-income- producing Tax Credit Projects since 1998</i> | <i>Non-income- producing Amount of Eligible Investment</i> |
|--------------------|--|---|---|--|---|--|
| Mecklenburg | \$201,912 | 105 | 62 | \$140,683,897 | 290 | \$45,482,850 |
| TOTALS | \$6,932,129 | 105 | 62 | \$140,683,897 | 290 | \$45,482,850 |

SPOTLIGHT TAX CREDIT PROJECTS



WIN-MOCK BARNS

Bermuda Run, Davie County

Ca. 1930 state-of-the-art commercial dairy transformed into highly successful wedding and special events facility

Rehabilitated in 2010-2011 with a private investment rehabilitation cost of \$3.44 million



New Listing National Register of Historic Places

CAROLINA CASKET COMPANY
High Point

The 1929 Carolina Casket Company building is important for its distinctive design of slow-burn, heavy-timber mill construction. With its load-bearing brick exterior walls, rows of large multi-pane metal industrial windows, two-layer wood floors, and wooden support posts and beams, the well preserved and remarkably intact building epitomizes this type of industrial construction.



NC DISTRICT 13

January 2017

Historic Preservation
Tax Incentives
within District 13

331 Projects
\$196,554,014
Investment*

* includes eligible costs for both federal and state income-producing and non-income-producing tax credit projects in the district's counties since inception of programs



State Historic
Preservation Office
NATURAL AND
CULTURAL RESOURCES

BERNHARDT HARDWARE

Salisbury



Ca. 1900 commercial building in Salisbury Historic District, now two first-floor retail spaces and café and six market-rate apartments at rear and upper floors

Rehabilitated 2014-2015 with a private investment rehabilitation cost of \$1.44 million



The Historic Rehabilitation Tax Credit Programs in North Carolina

3,573 Projects
\$2.398 Billion Investment*

The Federal and State Historic Rehabilitation Tax Credit Programs in North Carolina provide jobs and bolster the tax base by revitalizing existing buildings and infrastructure while preserving the state's priceless historic character.

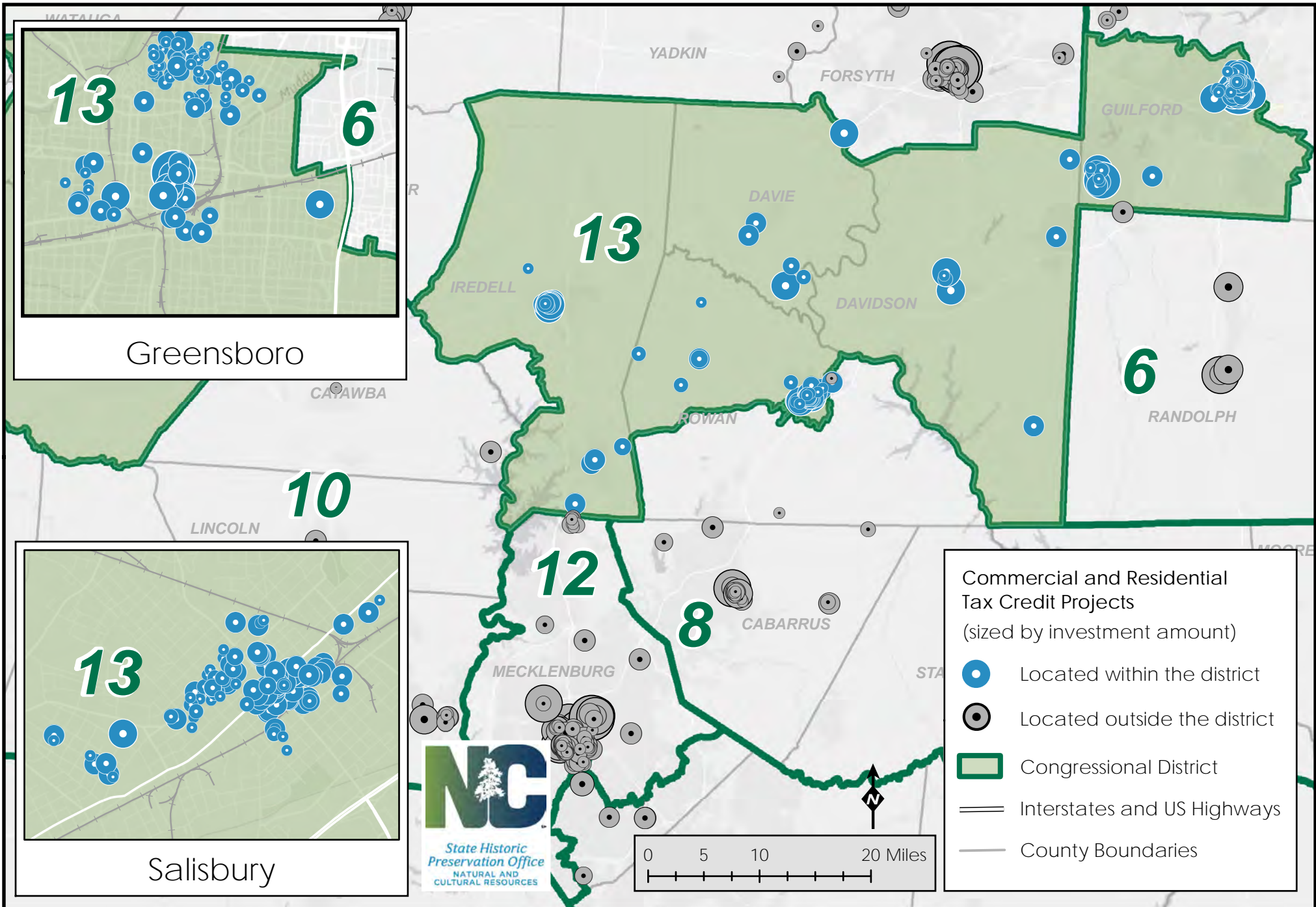
The programs, administered by the State Historic Preservation Office of the North Carolina Department of Natural and Cultural Resources, in conjunction with the National Park Service, encourage the conservation of North Carolina's historic resources. The National Register of Historic Places plays a vital role in the tax credit programs as eligibility is limited to properties listed in the Register.



Dr. Kevin Cherry // SHPO
Ramona M. Bartos // Deputy SHPO
Mitch Wilds // Supervisor, Restoration and Tax Credit Services Branch
Claudia Brown // Supervisor, Survey and National Register Branch

www.hpo.ncdcr.gov

Historic Preservation Tax Credit Projects (as of January 1, 2017)



**NORTH CAROLINA STATE HISTORIC PRESERVATION OFFICE ASSISTANCE TO
CONGRESSIONAL DISTRICT 13**

As of December 31, 2016

| <i>County</i> | <i>Federal HPF Grants since 1966</i> | <i>National Register Listings</i> | <i>Income- producing Tax Credit Projects since 1976</i> | <i>Income- producing Amount of Eligible Investment</i> | <i>Non-income- producing Tax Credit Projects since 1998</i> | <i>Non-income- producing Amount of Eligible Investment</i> |
|-----------------|--|---|---|--|---|--|
| Davidson | \$52,002 | 55 | 5 | \$4,949,148 | 2 | \$235,749 |
| Davie | \$4,800 | 20 | 4 | \$8,270,411 | 2 | \$470,769 |
| Guilford | \$198,334 | 114 | 57 | \$109,742,663 | 90 | \$15,595,185 |
| Iredell | \$103,350 | 48 | 20 | \$12,563,782 | 8 | \$1,471,299 |
| Rowan | \$458,474 | 66 | 85 | \$33,279,454 | 58 | \$9,975,554 |
| TOTALS | \$6,932,129 | 303 | 171 | \$168,805,458 | 160 | \$27,748,556 |