



BEFORE



AFTER

2016

NORTH CAROLINA

A View of Historic Preservation Across the State



NORTH CAROLINA

2016

A View of Historic Preservation Across the State

Prepared by the North Carolina
Department of Natural and
Cultural Resources, State Historic
Preservation Office



*State Historic
Preservation Office*
NATURAL AND
CULTURAL RESOURCES

Cover Photo:

Harnett County Training School (Dunn)
This five-building school complex was constructed between 1922 and 1956 for African American students with assistance from the Julius Rosenwald Fund. With \$8.1 million, the school has been repurposed into a 37-unit affordable senior housing community with recreational and educational amenities.

This publication was financed with federal historic preservation funds from the National Park Service, U. S. Department of the Interior. However, the contents and opinions do not necessarily reflect the views or policies of the U. S. Department of the Interior, nor does the mention of trade names or commercial products constitute an endorsement or recommendation by the U. S. Department of the Interior.

Published February 2016

Document Layout by Laurie Mitchell

Dr. Kevin Cherry // SHPO

Ramona M. Bartos // Deputy SHPO

Mitch Wilds // Supervisor, Restoration and
Tax Credit Services Branch

Claudia Brown // Supervisor, National
Register and Survey Branch

Tim Simmons // Senior Preservation
Architect

www.hpo.ncdcr.gov



Historic Preservation in North Carolina: Outreach, Impact, and Value

How we help North Carolina

Authorized by the National Historic Preservation Act of 1966 ("Act"), the North Carolina State Historic Preservation Office (HPO) is the official state agency for historic preservation in North Carolina. We work in cooperation with the National Park Service and multitudes of private and public partners to accomplish the Act's purposes as well as state statutory mandates.

Our mission To help the state's citizens, private organizations, and public agencies **identify, protect, and enhance North Carolina's historic resources and communities** through a coordinated program of incentives and technical assistance **for today and future generations.**

Identify The HPO **identifies historic places** through a comprehensive **architectural survey program**. Since 1966, **over 110,000 historic buildings, neighborhoods, and sites have been identified in North Carolina.** They represent **over 2,900 listings in the National Register of Historic Places** (including more than 75,000 "contributing" resources in over 550 historic districts and over 2,350 individual listings), the nation's official list of buildings, structures, objects, sites, and districts worthy of preservation for their significance in American history, architecture, archaeology, and culture. **The National Register program plays a vital role in the state's economic development as eligibility for state and federal historic rehabilitation tax credits is limited to listed properties.**

Enhance The HPO administers the federal and state historic rehabilitation tax credit programs, **redevelopment and reuse incentives** that since 1976 have brought **\$ 2.18 billion of private investment** into North Carolina communities, boosting local economies and **creating construction phase and post-construction permanent jobs**, while preserving our state's priceless historic character. Historic rehabilitation projects have taken place in **90 of North Carolina's 100 counties.**

North Carolina was #4 in the US in the number of completed, certified historic tax credit projects in the decade of FY 2003-2012. (Source: National Park Service's 35th Anniversary Report Federal Tax Incentives.)

From L to R: (1) Heilig-Levine block, circa 1875, downtown Raleigh, a historic rehabilitation tax credit project, representing \$ 13.6 million in private investment; (2) Traditional building educational workshop in Edenton, funded by a federal CLG grant; (3) Leslie-Taylor House, circa 1879, Vass vicinity, Moore County, NC, individually listed in the National

Protect Under **federal and state environmental review responsibilities** assigned to us by law, the HPO processes over **3000 applications** a year for permits and actions that may affect historic properties or archaeological or historic sites throughout North Carolina. Through **an email-based, streamlined submission and review process, the HPO provides timely service** to state and local agencies as well as private businesses seeking federal assistance.

Local Preservation Program Assistance **95 North Carolina communities** voluntarily sponsor **local historic preservation programs** and enjoy HPO technical support and assistance, including regular training for local historic preservation commissioners and staff. **48** of these communities have earned federal Certified Local Government (CLG) status and are eligible for federally-funded preservation grants through the HPO.

Competitive Grant Program **10% of the federal Historic Preservation Fund allocation for North Carolina is** reserved for this grant program and **returned to North Carolina communities** with active local preservation programs. Examples of grant projects include educational workshops, local preservation plans, and National Register nominations (leading to eligibility for the historic rehabilitation tax credit incentives).

Preservation Extension Service The HPO's Restoration Branch provides **technical advice for restorations, rehabilitations, and building maintenance** to owners of historic buildings at no cost or obligation. A building does not need to be listed in the National Register of Historic Places or have any special historic designation to be eligible for this service. We provide **expedited and on-site assistance to historic property owners following natural disasters and fires.**

From Murphy to Manteo The HPO ensures **statewide service coverage for all 100 North Carolina counties** – with staff stationed in Raleigh at the State Archives and History Building, and regional offices in Greenville for the 27 easternmost counties, and for the 25 westernmost counties at DCR's Western Office in Asheville.



Visit us at: <http://www.hpo.ncdcr.gov>

For more information, contact Michele Patterson-McCabe, Grants Coordinator, michele.patterson.mccabe@ncdcr.gov, (919) 807-6582

HPOWEB, the award-winning web-based GIS application of historic resources in North Carolina, is available at: <http://gis.ncdcr.gov/hpoweb/>.

Figures are current through December 31, 2015.

HISTORIC PRESERVATION TAX CREDITS:

Making a Difference in North Carolina

Historic preservation in NC provides jobs, bolsters the tax base, and utilizes existing buildings and infrastructure while preserving the state's priceless historic character.

Rehabilitation of North Carolina's historic buildings increased dramatically following the 1998 expansion of the state tax credit for historic structure rehabilitation. Since 1998, under the new state credits that also enhanced the existing federal credit, 2,813 rehabilitation projects of income-producing and non-income-producing properties with a total estimated cost expended by private investors of \$1.9 billion have been completed. From the inception of the federal program in 1976 through 1997, 670 projects were completed with \$282.24 million in rehabilitation costs.

Since 1976, rehabilitation tax credits have encouraged \$2.18 billion of private investment in North Carolina's historic resources.

Historic preservation creates jobs, generates income, and stimulates tax revenue in North Carolina.

North Carolina has been one of 31 states (of 43 with a state income tax) that offers the "open to all" incentive of a state piggyback historic tax credit in addition to the federal credit. The National Park Service released the 35th Anniversary Report of the Federal Tax Incentives for Rehabilitating Historic Buildings, and North Carolina was #4 in the nation in the number of completed historic rehabilitation tax credit projects according to a 10-year look at state-by-state certified project activity for federal fiscal years 2003-2012.

Completed projects certified in federal fiscal year 2012 created 57,783 jobs nationwide based on a National Park Service-funded study by the Rutgers University Center for Policy Research. Throughout the downturn in the economy, and particularly in the real estate market, the federal tax credits have remained a strong catalyst for job creation and economic growth in older communities.

Reuse of North Carolina's existing structures supports both historic preservation and environmental sustainability principles and makes good economic sense.

In addition to the powerful economic benefits of historic preservation, the historic rehabilitation tax credits encourage the reuse of existing buildings, reducing the need to expand public services and infrastructure thereby saving taxpayers' dollars. Historic structures such as schools, textile mills, and tobacco warehouses are reclaimed for housing, retail, and office uses.

The North Carolina rehabilitation tax credits help citizens preserve and care for their communities and neighborhoods. Historic preservation, assisted by the tax credits, serves to return a sense of pride and optimism to communities large and small, rural and urban across the state.




**State Historic
Preservation Office**
NATURAL AND
CULTURAL RESOURCES

Entire neighborhoods, towns, and cities benefit from these incentives. Historic rehabilitation projects have occurred in 90 of North Carolina's 100 counties.

December 31, 2015
www.hpo.ncdcr.gov

TOP 10 Historic Tax Credit Projects Completed in NC

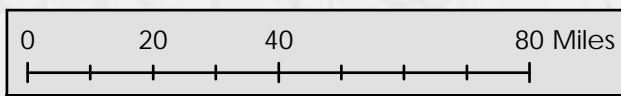
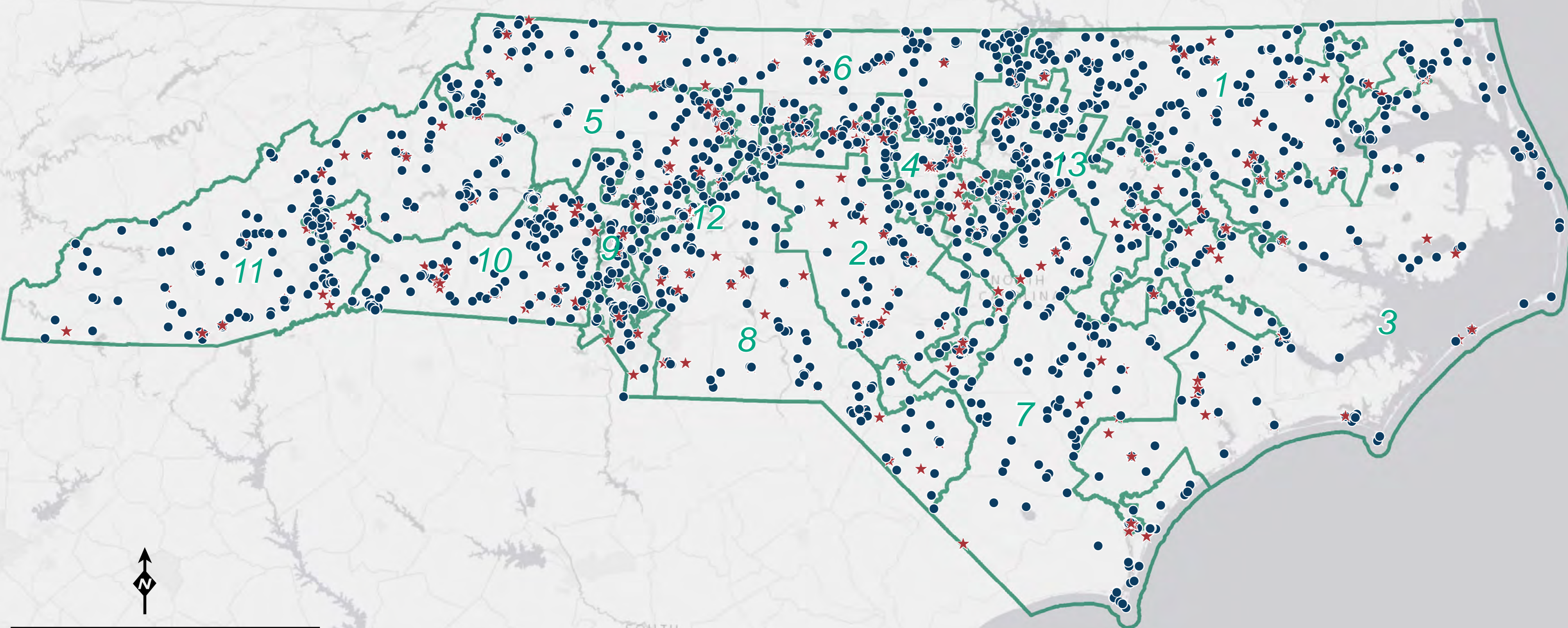
	PROJECT	LOCATION	INVESTMENT
1	R. J. Reynolds Tobacco Company Tobacco Factories 90 and 91 (Project I)	Winston-Salem	\$220,446,801
	<i>R. J. Reynolds Tobacco Company Tobacco Factory 60 and Bailey Power Plant (Project II) (proposed additional project currently underway)</i>	<i>Winston-Salem</i>	<i>\$128,520,000</i>
2	American Tobacco Company	Durham	\$167,430,704
3	Liggett & Myers Tobacco Company	Durham	\$81,835,865
4	R. J. Reynolds Tobacco Company Tobacco Factory 64	Winston-Salem	\$43,596,237
5	Loray Mill (Project I)	Gastonia	\$41,500,000
	<i>Loray Mill (Project II) (proposed additional project currently underway)</i>	<i>Gastonia</i>	<i>\$24,500,000</i>
6	P. H. Hanes Knitting Company Three-building Complex	Winston-Salem	\$41,404,336
7	Hill Building	Durham	\$38,000,000
8	Grove Arcade	Asheville	\$28,383,295
9	Nissen Building and Addition	Winston-Salem	\$28,289,085
10	Imperial Tobacco Company	Rocky Mount	\$26,000,000



State Historic
Preservation Office
NATURAL AND
CULTURAL RESOURCES

December 31, 2015
www.hpo.ncdcr.gov

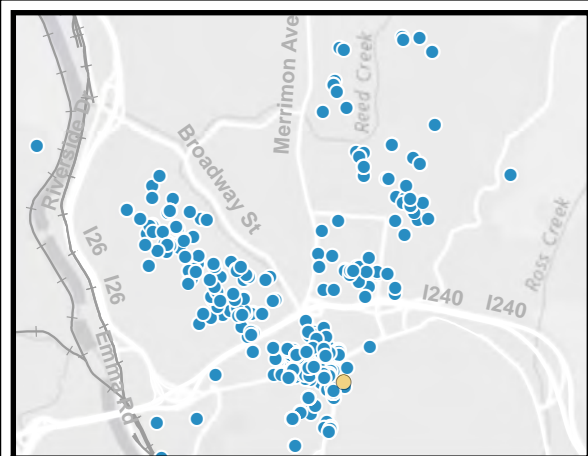
National Register-designated properties eligible for tax credits (as of December 31, 2015)



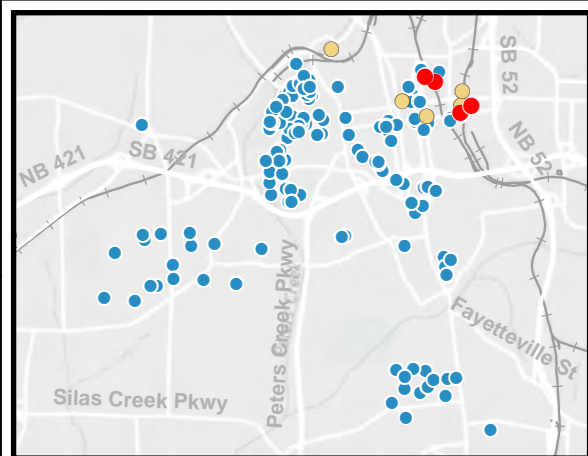
- National Register-designated properties
- Individually listed properties
 - ★ Historic Districts (many properties within each district are eligible for tax credits)
 - US Congressional District



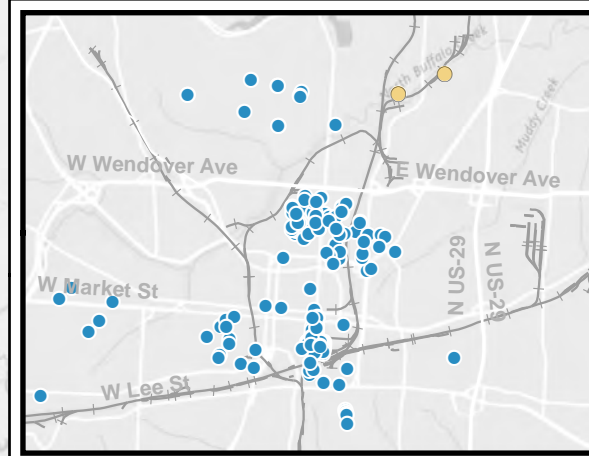
Commercial and Residential Historic Preservation Tax Credit Projects (as of January 1, 2016)



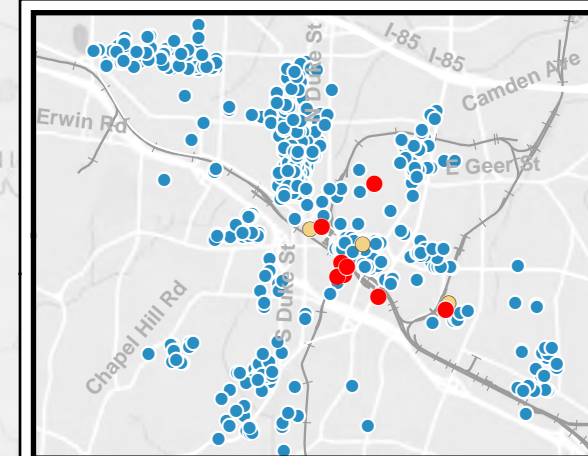
Asheville



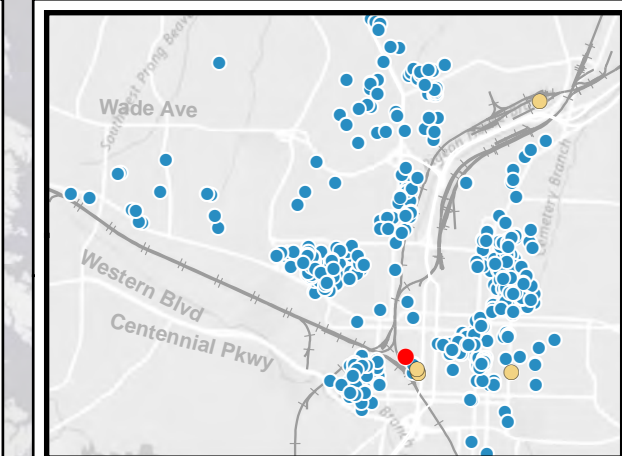
Winston-Salem



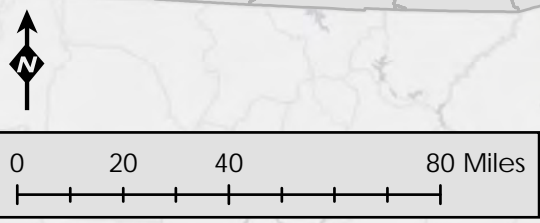
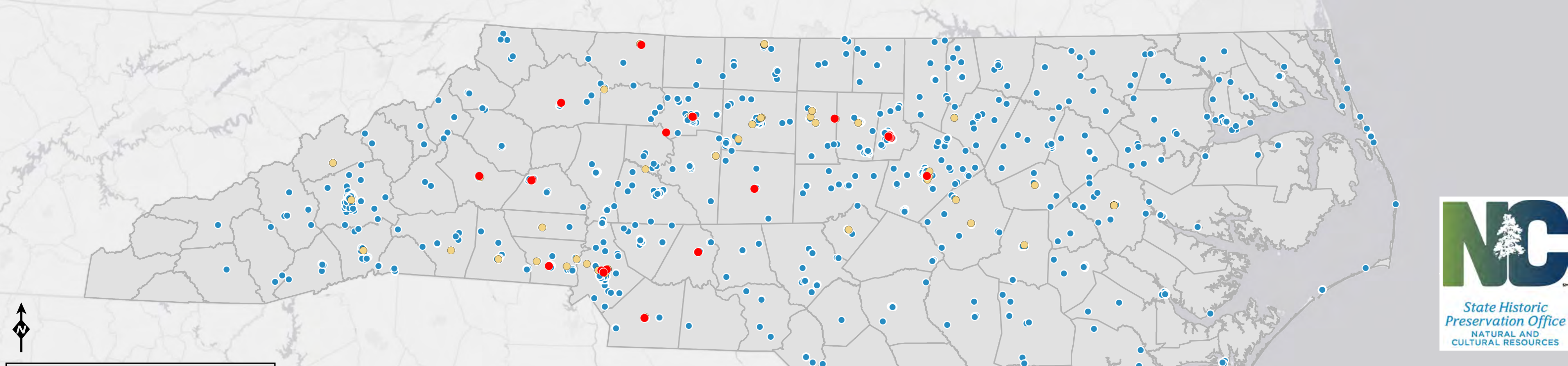
Greensboro



Durham

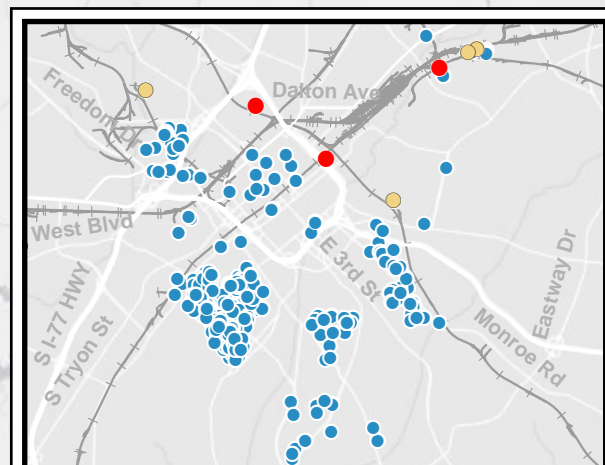


Raleigh

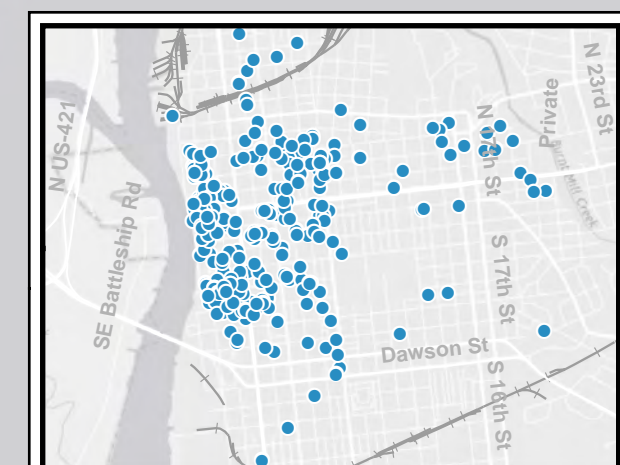


Legend

- All completed historic rehabilitation tax credit projects
- Historic Mill project
 - Completed
 - In progress (or proposed)



Charlotte



Wilmington

**NORTH CAROLINA STATE HISTORIC PRESERVATION OFFICE ASSISTANCE TO
100 NORTH CAROLINA COUNTIES**

As of December 31, 2015

<i>County</i>	<i>Federal HPF Grants since 1966</i>	<i>National Register Listings</i>	<i>Income- producing Tax Credit Projects since 1976</i>	<i>Income- producing Amount of Eligible Investment</i>	<i>Nonincome- producing Tax Credit Projects since 1998</i>	<i>Nonincome- producing Amount of Eligible Investment</i>
Alamance	\$77,910	64	13	\$32,606,092	28	\$3,262,392
Alexander	\$3,500	1	0	0	0	0
Alleghany	\$5,200	10	1	\$1,096,206	0	0
Anson	\$17,000	7	1	\$19,000	0	0
Ashe	\$43,000	26	2	\$25,000	1	\$161,837
Avery	0	11	4	\$2,384,491	0	0
Beaufort	\$185,750	19	37	\$7,729,627	13	\$1,752,069
Bertie	\$14,000	23	3	\$2,993,213	5	\$796,199
Bladen	0	13	0	0	0	0
Brunswick	\$61,450	15	2	\$159,558	1	\$44,450
Buncombe	\$279,204	119	179	\$153,821,788	115	\$23,649,909
Burke	\$100,450	40	9	\$17,477,870	1	\$346,258
Cabarrus	\$76,265	28	6	\$11,702,657	34	\$5,132,220
Caldwell	\$91,000	17	2	\$3,690,015	1	\$155,242
Camden	\$1,525	7	1	\$61,480	0	0
Carteret	\$83,314	16	12	\$2,074,342	4	\$315,767
Caswell	\$31,250	22	7	\$1,107,241	2	\$156,000
Catawba	\$73,115	65	11	\$31,023,320	15	\$1,492,118
Chatham	\$28,083	56	5	\$2,283,075	9	\$1,109,967
Cherokee	\$15,650	9	0	0	0	0
Chowan	\$92,240	26	35	\$8,583,912	36	\$6,802,050
Clay	0	3	0	0	0	0
Cleveland	\$42,833	26	17	\$9,037,314	11	\$1,302,616
Columbus	\$7,000	5	0	0	0	0
Craven	\$202,444	56	72	\$13,495,504	32	\$3,661,408
Cumberland	\$81,313	71	18	\$24,998,408	0	0
Currituck	\$45,662	13	0	0	0	0
Dare	\$48,065	33	6	\$2,024,359	5	\$802,262
Davidson	\$52,002	55	5	\$4,949,148	2	\$235,749
Davie	\$4,800	20	4	\$8,270,411	2	\$470,769
Duplin	\$33,000	20	2	\$427,000	2	\$191,490
Durham	\$286,620	84	88	\$410,006,116	355	\$50,697,431
Edgecombe	\$66,072	37	29	\$13,052,313	14	\$929,245
Forsyth	\$301,085	103	57	\$377,864,499	141	\$17,957,498
Franklin	\$45,967	39	7	\$771,666	11	\$1,424,539
Gaston	\$141,437	31	10	\$66,217,998	11	\$1,732,650
Gates	\$18,673	10	1	\$166,745	0	0

<i>County</i>	<i>Federal HPF Grants since 1966</i>	<i>National Register Listings</i>	<i>Income-producing Tax Credit Projects since 1976</i>	<i>Income-producing Amount of Eligible Investment</i>	<i>Nonincome-producing Tax Credit Projects since 1998</i>	<i>Nonincome-producing Amount of Eligible Investment</i>
---------------	--------------------------------------	-----------------------------------	--	---	---	--

Graham	\$4,000	6	0	0	0	0
Granville	\$52,712	46	3	\$1,213,741	9	\$1,040,988
Greene	\$17,675	12	1	\$285,610	2	\$147,000
Guilford	\$188,334	114	53	\$60,464,759	90	\$15,595,185
Halifax	\$23,900	41	10	\$9,135,086	6	\$309,248
Harnett	\$67,500	17	1	\$135,000	0	0
Haywood	\$32,400	24	3	\$773,367	2	\$358,600
Henderson	\$47,830	37	10	\$3,564,808	16	\$2,182,822
Hertford	\$85,000	31	3	\$6,921,972	2	\$392,935
Hoke	0	5	0	0	0	0
Hyde	\$121,570	10	4	\$529,944	2	\$226,995
Iredell	\$91,350	48	19	\$12,507,782	8	\$1,471,299
Jackson	\$18,000	20	1	\$74,500	0	0
Johnston	\$5,896	36	14	\$6,550,411	2	\$313,500
Jones	\$14,000	8	0	0	1	\$57,624
Lee	\$36,104	17	10	\$13,355,368	8	\$702,699
Lenoir	\$40,613	29	12	\$17,333,523	1	\$45,000
Lincoln	\$34,011	31	1	\$70,000	0	0
Macon	\$25,650	24	0	0	0	0
Madison	0	16	5	\$3,765,908	0	0
Martin	\$34,800	28	5	\$559,992	3	\$598,731
McDowell	\$18,500	15	2	\$335,349	0	0
Mecklenburg	\$201,912	104	59	\$127,953,582	290	\$45,482,850
Mitchell	0	9	1	\$300,000	0	0
Montgomery	0	7	2	\$882,572	0	0
Moore	\$49,050	30	12	\$21,105,076	11	\$2,633,703
Nash	\$51,000	29	12	\$30,323,762	13	\$1,503,132
New Hanover	\$413,573	28	158	\$36,966,753	68	\$12,240,820
Northampton	\$8,500	16	1	\$1,608,368	3	\$324,250
Onslow	\$20,960	15	0	0	3	\$406,734
Orange	\$271,940	50	20	\$8,031,761	55	\$13,875,427
Pamlico	\$10,000	1	1	\$99,000	0	0
Pasquotank	\$24,781	12	11	\$6,761,775	4	\$576,205
Pender	\$8,000	15	1	\$97,068	1	\$88,500
Perquimans	\$57,552	18	4	\$954,067	2	\$314,300
Person	\$1,320	12	4	\$279,873	2	\$651,590
Pitt	\$93,120	31	17	\$11,083,987	16	\$4,528,676
Polk	\$18,779	23	2	\$811,594	1	\$107,467
Randolph	\$7,000	21	5	\$14,895,939	0	0
Richmond	\$71,300	18	2	\$265,025	0	0
Robeson	\$63,218	24	1	\$1,733,000	1	\$35,000
Rockingham	\$67,412	45	7	\$16,302,453	7	\$379,463
Rowan	\$458,474	66	83	\$30,472,064	58	\$9,975,554
Rutherford	\$28,345	28	7	\$1,601,575	2	\$240,709
Sampson	\$24,018	50	5	\$1,086,153	3	\$189,048

<i>County</i>	<i>Federal HPF Grants since 1966</i>	<i>National Register Listings</i>	<i>Income-producing Tax Credit Projects since 1976</i>	<i>Income-producing Amount of Eligible Investment</i>	<i>Nonincome-producing Tax Credit Projects since 1998</i>	<i>Nonincome-producing Amount of Eligible Investment</i>
---------------	--------------------------------------	-----------------------------------	--	---	---	--

Scotland	\$24,783	15	2	\$4,184,580	0	0
Stanly	\$10,000	15	4	\$6,804,403	3	\$345,230
Stokes	\$6,600	15	0	0	2	\$274,324
Surry	\$93,709	22	17	\$16,844,458	34	\$6,158,198
Swain	\$22,000	9	1	\$106,570	0	0
Transylvania	\$116,590	21	3	\$2,034,744	3	\$730,803
Tyrrell	\$10,075	3	1	\$65,238	0	0
Union	\$49,900	13	7	\$7,464,375	4	\$479,686
Vance	\$9,800	22	16	\$7,138,110	4	\$476,902
Wake	\$485,111	215	126	\$132,463,593	408	\$50,264,646
Warren	\$29,750	25	4	\$2,400,110	2	\$316,100
Washington	\$36,500	10	0	0	0	0
Watauga	\$43,554	22	2	\$1,388,580	3	\$203,113
Wayne	\$26,175	17	15	\$5,089,886	12	\$1,500,363
Wilkes	\$7,900	23	5	\$9,715,929	3	\$5,972,965
Wilson	\$67,946	28	26	\$16,193,670	9	\$1,064,418
Yadkin	\$78,625	8	0	0	3	\$560,360
Yancey	\$6,200	8	3	\$699,989	0	0
Multiple	\$134,683	0	0	0	0	0
TOTALS	\$6,826,879	2958	1450	\$1,873,907,170	2033	\$309,925,297

SPOTLIGHT TAX CREDIT PROJECTS




MOHN BUILDING

New Bern, Craven County

1927 commercial building in New Bern Historic District and now Class A office space

Rehabilitated 2012-2013 with a private investment rehabilitation cost of \$1,265,000

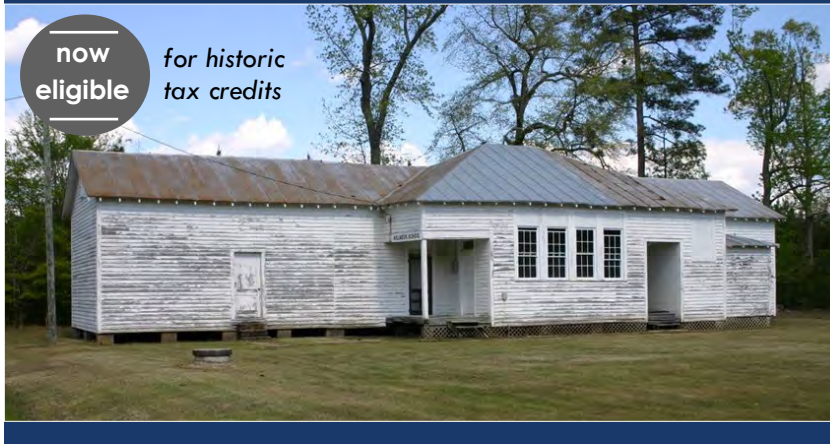


New Listing

National Register of Historic Places

MILL NECK SCHOOL

... was a public school for African Americans from 1927 to 1959. It was one of 10 schools in the county constructed with the assistance of the Rosenwald Fund, a partnership between Sears, Roebuck & Co. CEO Julius Rosenwald and Booker T. Washington to educate African American children in modern schools throughout the South.



NC DISTRICT 1

January 2016

Historic Preservation Tax Incentives within District 1

958 Projects
\$651,845,221 Investment*

* includes eligible costs for both federal and state income-producing and non-income-producing tax credit projects in the district's counties since inception of programs



State Historic Preservation Office
NATURAL AND CULTURAL RESOURCES

G. S. TUCKER & COMPANY ANNEX

Wilson, Wilson County



Ca. 1890 -1915 commercial building in Wilson Central Business-Tobacco Warehouse Historic District and now five market-rate apartments including a live/work storefront unit in the former commercial space

Rehabilitated 2013-2014 with a private investment rehabilitation cost of \$697,000

The Historic Rehabilitation Tax Credit Programs in North Carolina

3,483 Projects
\$2.183 Billion Investment*

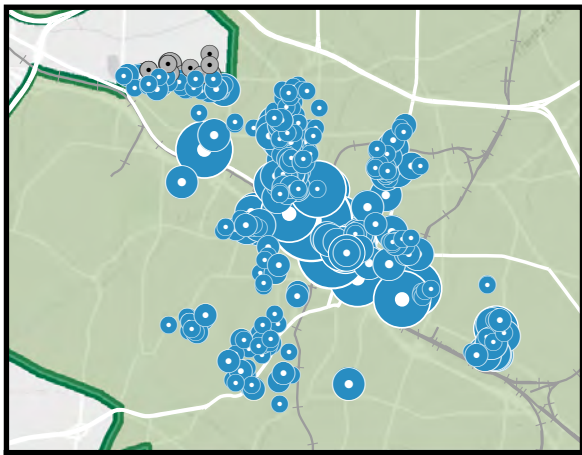
The Federal and State Historic Rehabilitation Tax Credit Programs in North Carolina *provide jobs* and *bolster the tax base* by *revitalizing existing buildings and infrastructure* while preserving the state's priceless historic character.

The programs, administered by the State Historic Preservation Office of the North Carolina Department of Natural and Cultural Resources, in conjunction with the National Park Service, encourage the conservation of North Carolina's historic resources. The National Register of Historic Places plays a vital role in the tax credit programs as eligibility is limited to properties listed in the Register.

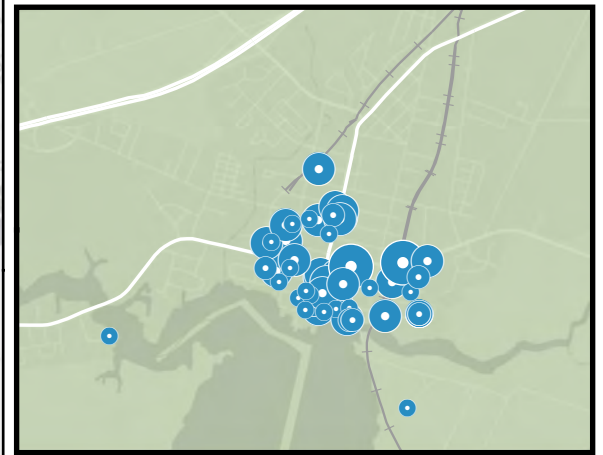


Dr. Kevin Cherry // SHPO
Ramona M. Bartos // Deputy SHPO
Mitch Wilds // Supervisor, Restoration and Tax Credit Services Branch
Claudia Brown // Supervisor, National Register and Survey Branch
www.hpo.ncdcr.gov

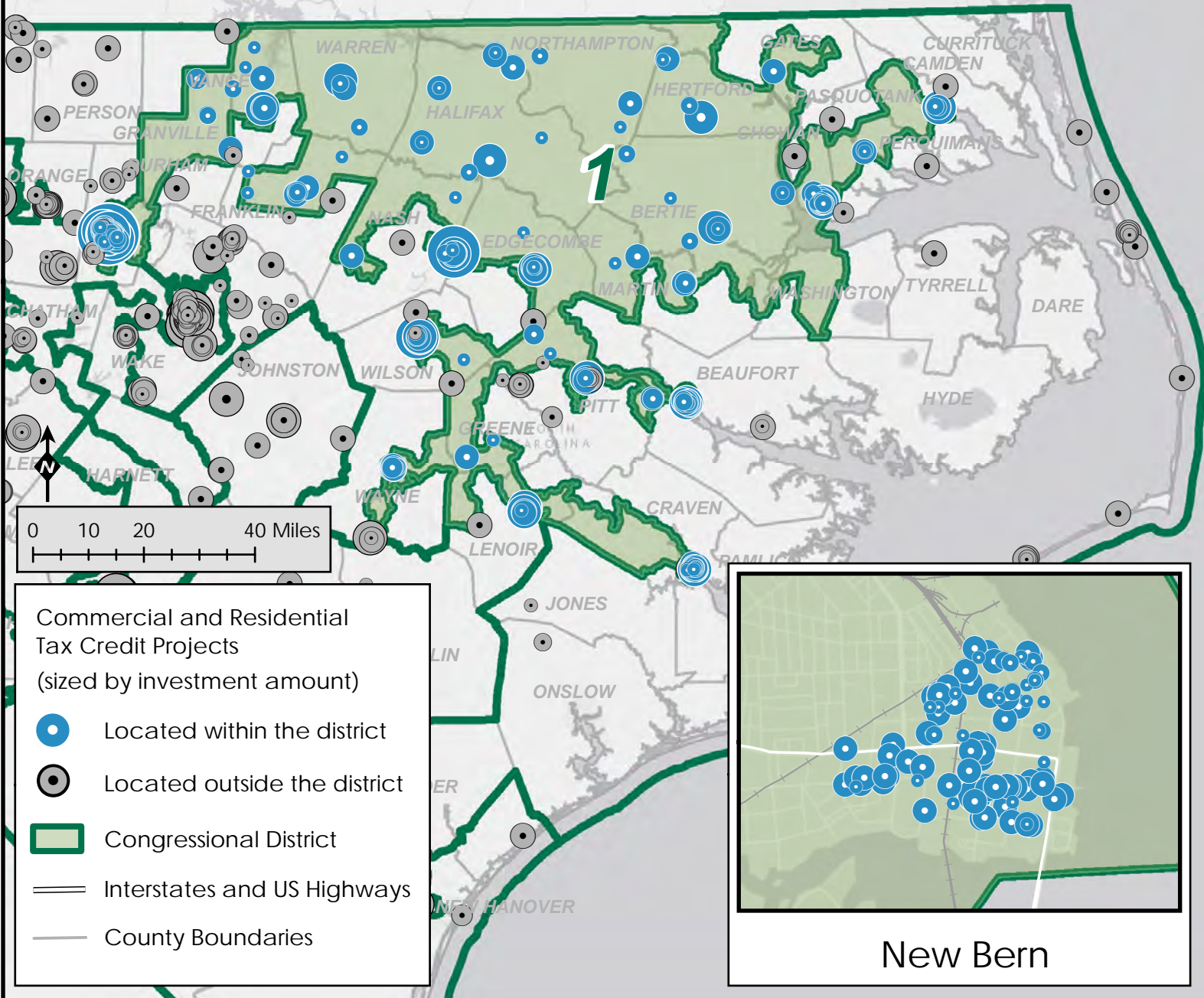
Historic Preservation Tax Credit Projects (as of December 31, 2015)



Durham



Edenton



**NORTH CAROLINA STATE HISTORIC PRESERVATION OFFICE ASSISTANCE TO
Congressional District 1
As of December 31, 2015**

<i>County</i>	<i>Federal HPF Grants since 1966</i>	<i>National Register Listings</i>	<i>Income- producing Tax Credit Projects since 1976</i>	<i>Income- producing Amount of Eligible Investment</i>	<i>Nonincome- producing Tax Credit Projects since 1998</i>	<i>Nonincome- producing Amount of Eligible Investment</i>
Beaufort	\$185,750	19	37	\$7,729,627	13	\$1,752,069
Bertie	\$14,000	23	3	\$2,993,213	5	\$796,199
Chowan	\$92,240	26	35	\$8,583,912	36	\$6,802,050
Craven	\$202,444	56	72	\$13,495,504	32	\$3,661,408
Durham	\$286,620	84	88	\$410,006,116	355	\$50,697,431
Edgecombe	\$66,072	37	29	\$13,052,313	14	\$929,245
Franklin	\$45,967	39	7	\$771,666	11	\$1,424,539
Gates	\$18,673	10	1	\$166,745	0	0
Granville	\$52,712	46	3	\$1,213,741	9	\$1,040,988
Greene	\$17,675	12	1	\$285,610	2	\$147,000
Halifax	\$23,900	41	10	\$9,135,086	6	\$309,248
Hertford	\$85,000	31	3	\$6,921,972	2	\$392,935
Lenoir	\$40,613	29	12	\$17,333,523	1	\$45,000
Nash	\$51,000	29	12	\$30,323,762	13	\$1,503,132
Northampton	\$8,500	16	1	\$1,608,368	3	\$324,250
Pasquotank	\$24,781	12	11	\$6,761,775	4	\$576,205
Perquimans	\$57,552	18	4	\$954,067	2	\$314,300
Pitt	\$93,120	31	17	\$11,083,987	16	\$4,528,676
Vance	\$9,800	22	16	\$7,138,110	4	\$476,902
Warren	\$29,750	25	4	\$2,400,110	2	\$316,100
Washington	\$36,500	10	0	0	0	0
Wayne	\$26,175	17	15	\$5,089,886	12	\$1,500,363
Wilson	\$67,946	28	26	\$16,193,670	9	\$1,064,418
TOTALS	\$1,536,790	661	407	\$573,242,763	551	\$78,602,458

SPOTLIGHT TAX CREDIT PROJECTS

HARNETT COUNTY TRAINING SCHOOL

Dunn, Harnett County



BEFORE



AFTER

Built with the assistance of the Julius Rosenwald Fund between 1922 and 1956 for the education of the county's African American students, this five-building education complex is a landmark for Harnett County's African American community.

Rehabilitated 2014 - 2015 through a creative public-private partnership as affordable housing with community recreational, educational, and social venues including 37 apartments, the Dunn Police Athletic League, and Central Carolina Community College, which leases space for its culinary arts training program.

Private rehabilitation cost of \$8.07 million



AFTER



New Listing

National Register of Historic Places

ERWIN COMMERCIAL HISTORIC DISTRICT

With its 13 brick commercial buildings erected in the early to mid-20th century, the district chronicles Erwin's early history, beginning with its founding in 1903 for Erwin Cotton Mills. A location near the Cape Fear River and the surrounding abundant fields of cotton ensured the growth and development of the town.

now eligible for historic tax credits



The Historic Rehabilitation Tax Credit Programs in North Carolina

3,483 Projects
\$2.183 Billion Investment*

The Federal and State Historic Rehabilitation Tax Credit Programs in North Carolina **provide jobs** and **bolster the tax base** by **revitalizing existing buildings and infrastructure** while preserving the state's priceless historic character.

The programs, administered by the State Historic Preservation Office of the North Carolina Department of Natural and Cultural Resources, in conjunction with the National Park Service, encourage the conservation of North Carolina's historic resources. The National Register of Historic Places plays a vital role in the tax credit programs as eligibility is limited to properties listed in the Register.



NC DISTRICT 2

January 2016

Historic Preservation
Tax Incentives
within District 2

654 Projects
\$299,815,958
Investment*

* includes eligible costs for both federal and state income-producing and non-income-producing tax credit projects in the district's counties since inception of programs

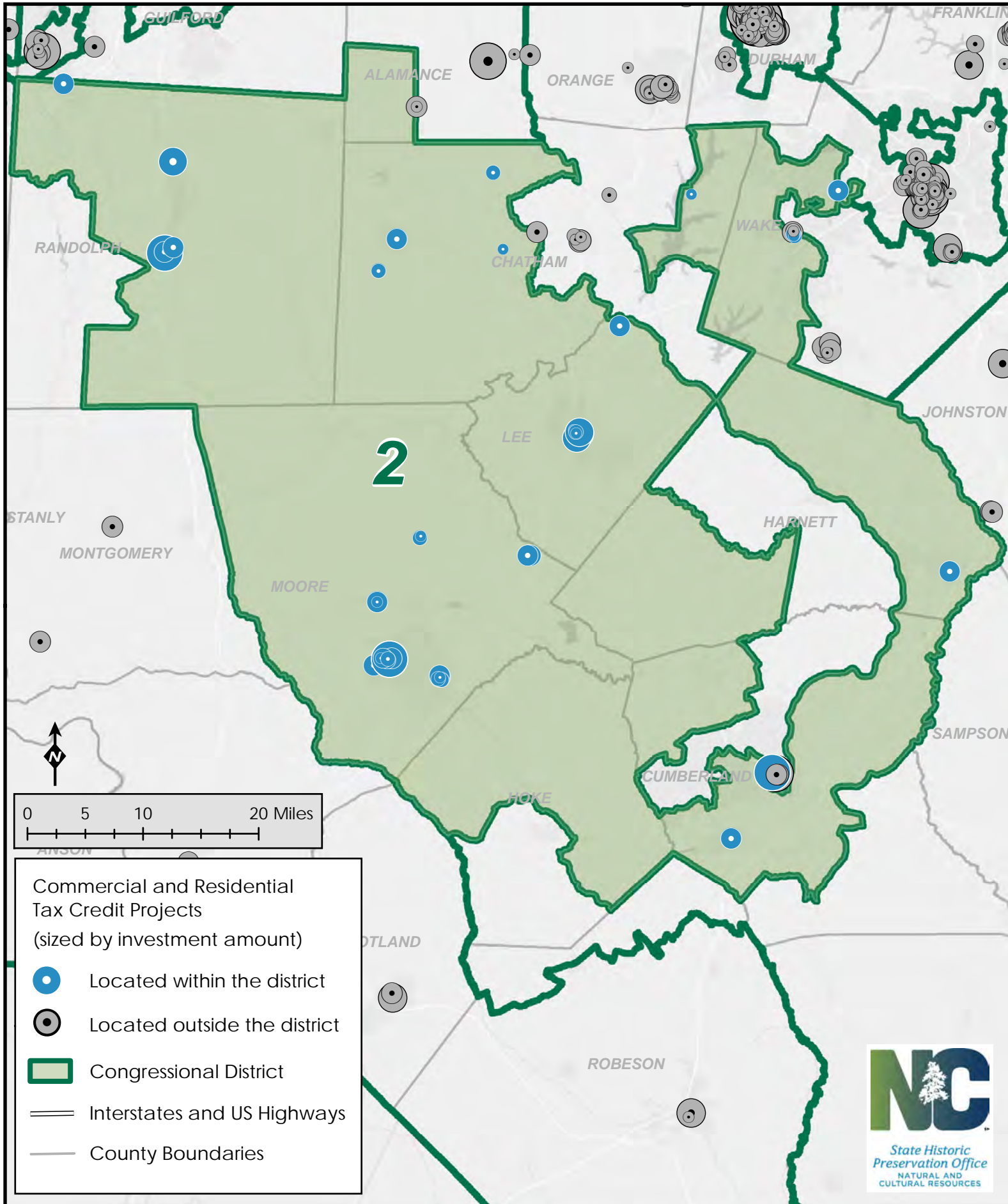


State Historic
Preservation Office
NATURAL AND
CULTURAL RESOURCES

Dr. Kevin Cherry // SHPO
Ramona M. Bartos // Deputy SHPO
Mitch Wilds // Supervisor, Restoration and
Tax Credit Services Branch
Claudia Brown // Supervisor, National
Register and Survey Branch

www.hpo.ncdcr.gov

Historic Preservation Tax Credit Projects (as of December 31, 2015)



**NORTH CAROLINA STATE HISTORIC PRESERVATION OFFICE ASSISTANCE TO
Congressional District 2**

As of December 31, 2015

<i>County</i>	<i>Federal HPF Grants since 1966</i>	<i>National Register Listings</i>	<i>Income- producing Tax Credit Projects since 1976</i>	<i>Income- producing Amount of Eligible Investment</i>	<i>Nonincome- producing Tax Credit Projects since 1998</i>	<i>Nonincome- producing Amount of Eligible Investment</i>
Alamance	\$77,910	64	13	\$32,606,092	28	\$3,262,392
Chatham	\$28,083	56	5	\$2,283,075	9	\$1,109,967
Cumberland	\$81,313	71	18	\$24,998,408	0	0
Harnett	\$67,500	17	1	\$135,000	0	0
Hoke	0	5	0	0	0	0
Lee	\$36,104	17	10	\$13,355,368	8	\$702,699
Moore	\$49,050	30	12	\$21,105,076	11	\$2,633,703
Randolph	\$7,000	21	5	\$14,895,939	0	0
Wake	\$485,111	215	126	\$132,463,593	408	\$50,264,646
TOTALS	\$832,071	496	190	\$241,842,551	464	\$57,973,407

SPOTLIGHT TAX CREDIT PROJECTS

AFTER



201 - 205 EAST FIFTH STREET

Greenville, Pitt County

Ca. 1920 downtown commercial building in Greenville Commercial Historic District, now houses three retail tenants

Rehabilitated 2013-2014 with a private investment rehabilitation cost of \$348,000

BEFORE



New Listing

National Register of Historic Places

BELHAVEN COMMERCIAL HISTORIC DISTRICT

As Belhaven's primary commercial center, the district is significant for its expression of the town's commercial development through 1965. Including Belhaven's original banks, drug stores, general stores, and movie theatres, the district also represents small-town commercial architecture of the first two decades of the century.

now eligible

for historic tax credits



NC DISTRICT 3

January 2016

Historic Preservation Tax Incentives within District 3

572 Projects
\$141,437,067 Investment*

* includes eligible costs for both federal and state income-producing and non-income-producing tax credit projects in the district's counties since inception of programs



State Historic Preservation Office
NATURAL AND CULTURAL RESOURCES

Dr. Kevin Cherry // SHPO
Ramona M. Bartos // Deputy SHPO
Mitch Wilds // Supervisor, Restoration and Tax Credit Services Branch
Claudia Brown // Supervisor, National Register and Survey Branch

www.hpo.ncdcr.gov

207 EAST FIFTH STREET

Greenville, Pitt County

AFTER



Ca. 1925 commercial building (adjacent to project above), now private business offices

Rehabilitated 2013-2014 with a private investment rehabilitation cost of \$1.336 million

BEFORE



The Historic Rehabilitation Tax Credit Programs in North Carolina

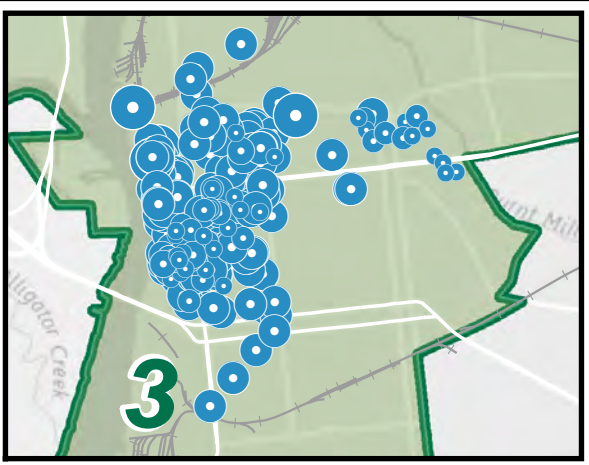
3,483 Projects
\$2.183 Billion Investment*

The Federal and State Historic Rehabilitation Tax Credit Programs in North Carolina **provide jobs** and **bolster the tax base** by **revitalizing existing buildings and infrastructure** while preserving the state's priceless historic character.

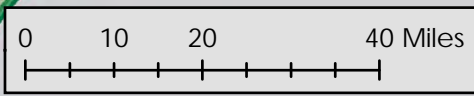
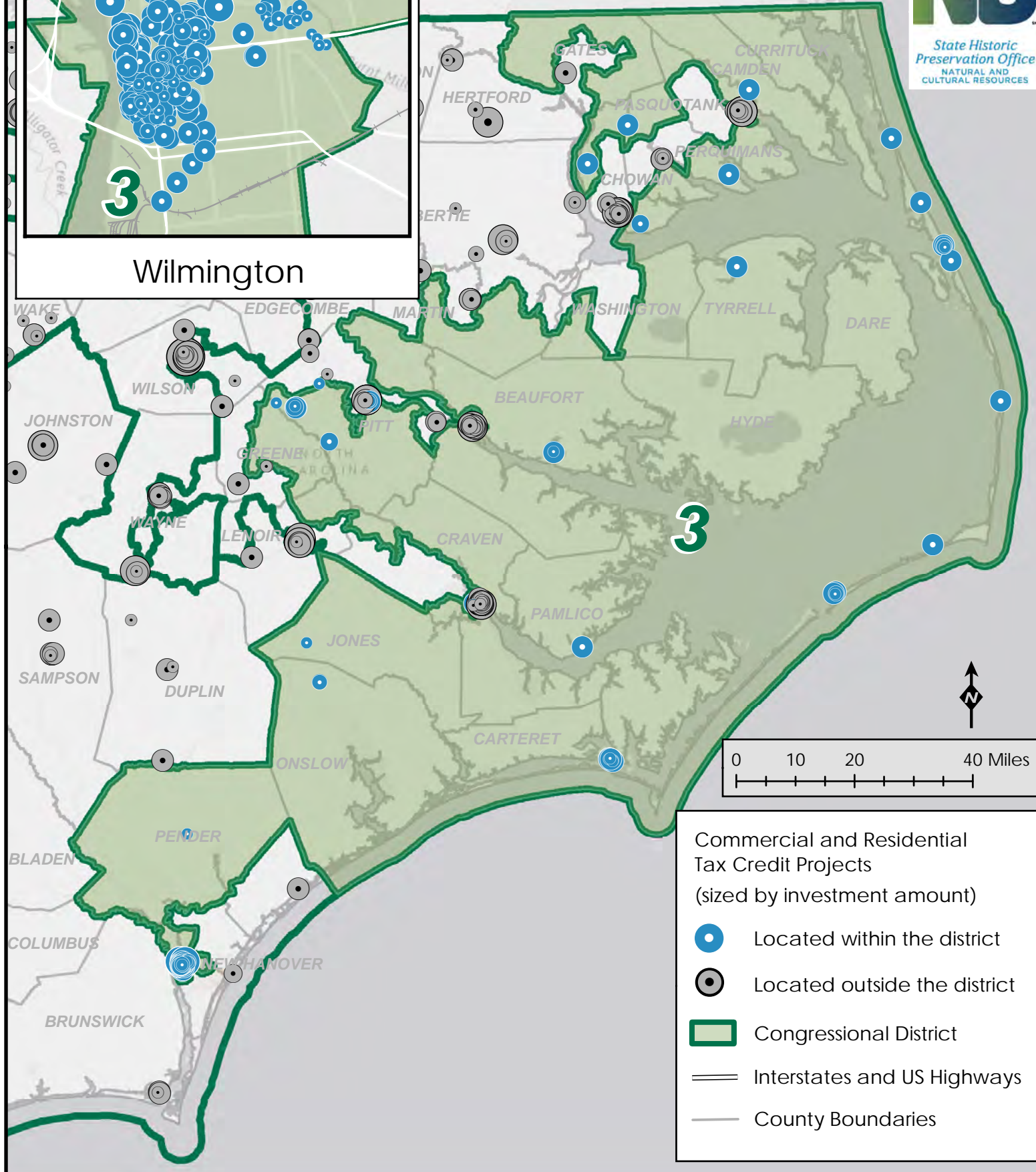
The programs, administered by the State Historic Preservation Office of the North Carolina Department of Natural and Cultural Resources, in conjunction with the National Park Service, encourage the conservation of North Carolina's historic resources. The National Register of Historic Places plays a vital role in the tax credit programs as eligibility is limited to properties listed in the Register.



Historic Preservation Tax Credit Projects (as of December 31, 2015)



Wilmington



- Commercial and Residential Tax Credit Projects (sized by investment amount)
- Located within the district
- Located outside the district
- Congressional District
- Interstates and US Highways
- County Boundaries

**NORTH CAROLINA STATE HISTORIC PRESERVATION OFFICE ASSISTANCE TO
Congressional District 3**

As of December 31, 2015

<i>County</i>	<i>Federal HPF Grants since 1966</i>	<i>National Register Listings</i>	<i>Income- producing Tax Credit Projects since 1976</i>	<i>Income- producing Amount of Eligible Investment</i>	<i>Nonincome- producing Tax Credit Projects since 1998</i>	<i>Nonincome- producing Amount of Eligible Investment</i>
Beaufort	\$185,750	19	37	\$7,729,627	13	\$1,752,069
Camden	\$1,525	7	1	\$61,480	0	0
Carteret	\$83,314	16	12	\$2,074,342	4	\$315,767
Chowan	\$92,240	26	35	\$8,583,912	36	\$6,802,050
Craven	\$202,444	56	72	\$13,495,504	32	\$3,661,408
Currituck	\$45,662	12	0	0	0	0
Dare	\$48,065	33	6	\$2,024,359	5	\$802,262
Gates	\$18,673	10	1	\$166,745	0	0
Greene	\$17,675	12	1	\$285,610	2	\$147,000
Hyde	\$121,570	10	4	\$529,944	2	\$226,995
Jones	\$14,000	8	0	0	1	\$57,624
Lenoir	\$40,613	29	12	\$17,333,523	1	\$45,000
Martin	\$34,800	28	5	\$559,992	3	\$598,731
New Hanover	\$413,573	28	158	\$36,966,753	68	\$12,240,820
Onslow	\$20,960	15	0	0	3	\$406,734
Pamlico	\$10,000	1	1	\$99,000	0	0
Pasquotank	\$24,781	12	11	\$6,761,775	4	\$576,205
Pender	\$8,000	15	1	\$97,068	1	\$88,500
Perquimans	\$57,552	18	4	\$954,067	2	\$314,300
Pitt	\$93,120	31	17	\$11,083,987	16	\$4,528,676
Tyrrell	\$10,075	3	1	\$65,238	0	0
Washington	\$36,500	10	0	0	0	0
TOTALS	\$1,580,892	399	379	\$108,872,926	193	\$32,564,141

SPOTLIGHT TAX CREDIT PROJECTS




HILL BUILDING

Durham, Durham County

Ca. 1937 Art Deco 17-story skyscraper in downtown Durham, now 21c Museum Hotel

Rehabilitated 2013-2015 with a private investment rehabilitation cost of \$38 million



New Listing

National Register of Historic Places

DR. EZEKIEL EZRA SMITH HOUSE



Dr. Ezekiel Ezra (E. E.) Smith was the guiding force behind the growth and development of the State Colored Normal School, now Fayetteville State University. Founded in 1867 as the Howard School, the institution was North Carolina's first public normal school for African American teachers and the South's first such state-sponsored teacher training school. Dr. Smith served as its principal for nearly 50 years, until 1933. His house is now owned by the City of Fayetteville, which is working with a local group interested in its rehabilitation.

NC DISTRICT 4

January 2016

Historic Preservation Tax Incentives
within District 4

1126 Projects
\$729,733,908
Investment*

* includes eligible costs for both federal and state income-producing and non-income-producing tax credit projects in the district's counties since inception of programs



State Historic Preservation Office
NATURAL AND CULTURAL RESOURCES

Dr. Kevin Cherry // SHPO
Ramona M. Bartos // Deputy SHPO
Mitch Wilds // Supervisor, Restoration and Tax Credit Services Branch
Claudia Brown // Supervisor, National Register and Survey Branch

www.hpo.ncdcr.gov


H. J. BROWN BUILDING

Raleigh, Wake County



Ca. 1909 funeral home and later bank now a restaurant and bar with a demonstration kitchen and banquet space

Rehabilitated in 2013-2015 with a private investment rehabilitation estimated cost of \$673,000



The Historic Rehabilitation Tax Credit Programs in North Carolina

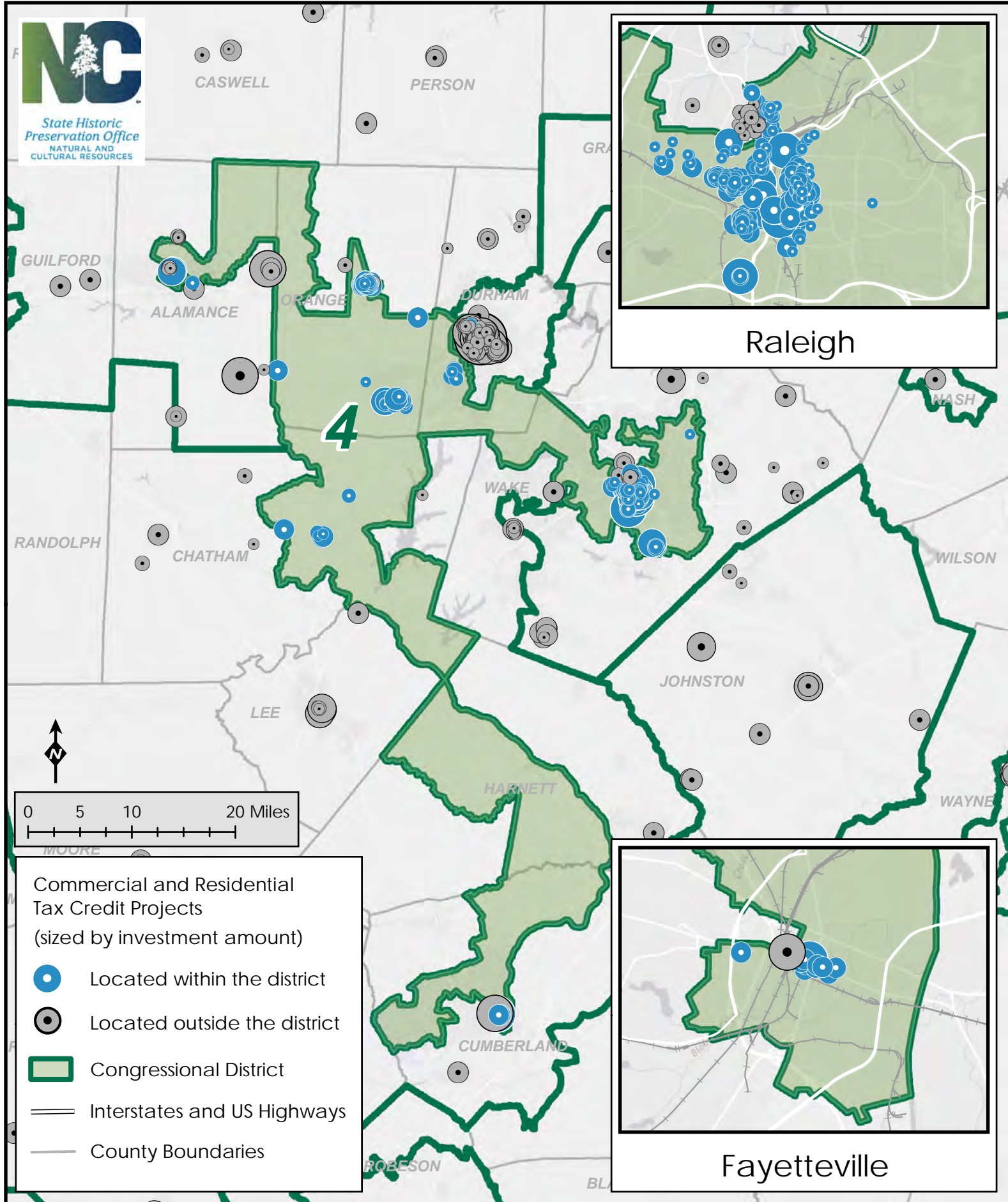
3,483 Projects
\$2.183 Billion Investment*

The Federal and State Historic Rehabilitation Tax Credit Programs in North Carolina **provide jobs** and **bolster the tax base** by **revitalizing existing buildings and infrastructure** while preserving the state's priceless historic character.

The programs, administered by the State Historic Preservation Office of the North Carolina Department of Natural and Cultural Resources, in conjunction with the National Park Service, encourage the conservation of North Carolina's historic resources. The National Register of Historic Places plays a vital role in the tax credit programs as eligibility is limited to properties listed in the Register.



Historic Preservation Tax Credit Projects (as of December 31, 2015)



**NORTH CAROLINA STATE HISTORIC PRESERVATION OFFICE ASSISTANCE TO
Congressional District 4**

As of December 31, 2015

<i>County</i>	<i>Federal HPF Grants since 1966</i>	<i>National Register Listings</i>	<i>Income- producing Tax Credit Projects since 1976</i>	<i>Income- producing Amount of Eligible Investment</i>	<i>Nonincome- producing Tax Credit Projects since 1998</i>	<i>Nonincome- producing Amount of Eligible Investment</i>
Alamance	\$77,910	64	13	\$32,606,092	28	\$3,262,392
Chatham	\$28,083	56	5	\$2,283,075	9	\$1,109,967
Cumberland	\$81,313	71	18	\$24,998,408	0	0
Durham	\$286,620	84	88	\$410,006,116	355	\$50,697,431
Harnett	\$67,500	17	1	\$135,000	0	0
Orange	\$271,940	50	20	\$8,031,761	55	\$13,875,427
Wake	\$485,111	215	126	\$132,463,593	408	\$50,264,646
TOTALS	\$1,298,477	557	271	\$610,524,045	855	\$119,209,863

SPOTLIGHT TAX CREDIT PROJECTS



AFTER

LYERLY FULL FASHIONED HOSIERY MILL

Hickory, Catawba County

Ca.1930-1934 Art Moderne hosiery mill, one of the few surviving from Hickory's 19th- and 20th-century textiles industry

Rehabilitated 2014-2015 for corporate offices with a private investment rehabilitation cost of \$5.66 million



BEFORE

New Listing National Register of Historic Places

ASHE COUNTY MEMORIAL HOSPITAL

Serving residents until 1970, the Ashe County Memorial Hospital was built in West Jefferson through the efforts of local leaders who raised funds to supplement the contributions of the Works Progress Administration and the Duke Endowment near the end of the Great Depression. The original 1941 stone Colonial Revival building was enlarged in 1952 with a Modernist-influenced brick wing.



now eligible for historic tax credits

PIEDMONT WAGON COMPANY WAREHOUSE

Hickory, Catawba County



AFTER

1878 warehouse, it is the only surviving building of one of the nation's largest wagon manufacturers); now corporate call center and offices

Rehabilitated 2013-2014 with a private investment rehabilitation cost of \$3.01M



BEFORE

The Historic Rehabilitation Tax Credit Programs in North Carolina

3,483 Projects
\$2.183 Billion Investment*

The Federal and State Historic Rehabilitation Tax Credit Programs in North Carolina **provide jobs** and **bolster the tax base** by **revitalizing existing buildings and infrastructure** while preserving the state's priceless historic character.

The programs, administered by the State Historic Preservation Office of the North Carolina Department of Natural and Cultural Resources, in conjunction with the National Park Service, encourage the conservation of North Carolina's historic resources. The National Register of Historic Places plays a vital role in the tax credit programs as eligibility is limited to properties listed in the Register.



NC DISTRICT 5

January 2016

Historic Preservation
Tax Incentives
within District 5

425 Projects
\$515,814,201
Investment*

* includes eligible costs for both federal and state income-producing and non-income-producing tax credit projects in the district's counties since inception of programs

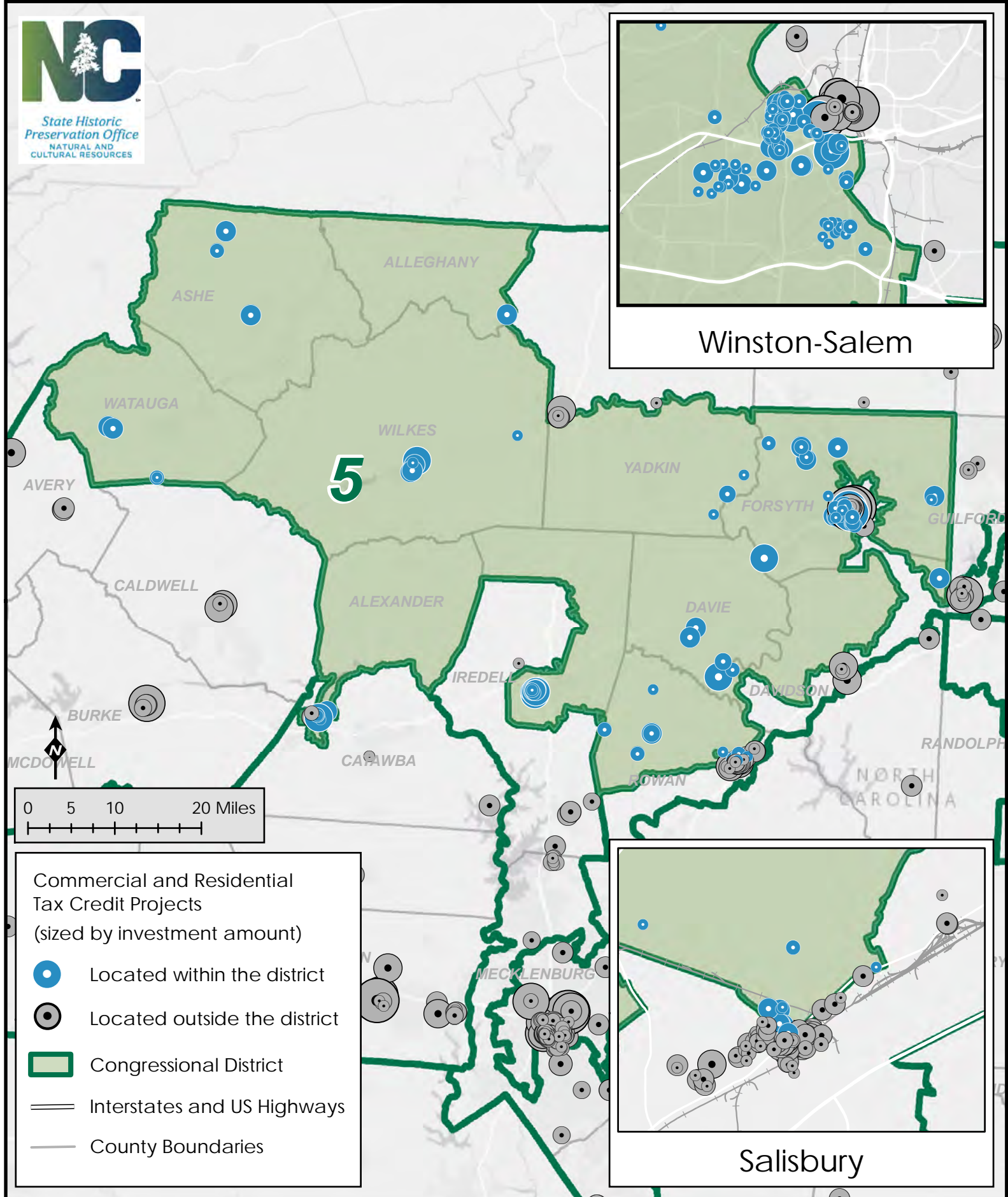


State Historic
Preservation Office
NATURAL AND
CULTURAL RESOURCES

Dr. Kevin Cherry // SHPO
Ramona M. Bartos // Deputy SHPO
Mitch Wilds // Supervisor, Restoration and
Tax Credit Services Branch
Claudia Brown // Supervisor, National
Register and Survey Branch

www.hpo.ncdcr.gov

Historic Preservation Tax Credit Projects (as of December 31, 2015)



**NORTH CAROLINA STATE HISTORIC PRESERVATION OFFICE ASSISTANCE TO
Congressional District 5**

As of December 31, 2015

<i>County</i>	<i>Federal HPF Grants since 1966</i>	<i>National Register Listings</i>	<i>Income- producing Tax Credit Projects since 1976</i>	<i>Income- producing Amount of Eligible Investment</i>	<i>Nonincome- producing Tax Credit Projects since 1998</i>	<i>Nonincome- producing Amount of Eligible Investment</i>
Alexander	\$3,500	1	0	0	0	0
Alleghany	\$5,200	10	1	\$1,096,206	0	0
Ashe	\$43,000	26	2	\$25,000	1	\$161,837
Catawba	\$73,115	65	11	\$31,023,320	15	\$1,492,118
Davidson	\$52,002	55	5	\$4,949,148	2	\$235,749
Davie	\$4,800	20	4	\$8,270,411	2	\$470,769
Forsyth	\$301,085	103	57	\$377,864,499	141	\$17,957,498
Iredell	\$91,350	48	19	\$12,507,782	8	\$1,471,299
Rowan	\$458,474	66	83	\$30,472,064	58	\$9,975,554
Watauga	\$43,554	22	2	\$1,388,580	3	\$203,113
Wilkes	\$7,900	23	5	\$9,715,929	3	\$5,972,965
Yadkin	\$78,625	8	0	0	3	\$560,360
TOTALS	\$1,162,605	447	189	\$477,312,939	236	\$38,501,262

SPOTLIGHT TAX CREDIT PROJECTS



235-241 NORTH MAIN STREET

Mount Airy, Surry County

Ca. 1895/1930s commercial building in the Mount Airy Historic District now a retail shop and a deli with offices upstairs

Rehabilitated in 2014 with a private investment rehabilitation cost of \$135,000



New Listing National Register of Historic Places

ONEIDA COTTON MILLS & SCOTT-MEBANE MANUFACTURING COMPANY COMPLEX

Built between 1882 and 1931, this complex in Graham, Alamance County, is an important example of textile mill slow-burn construction used through the 1940s for fire control and structural integrity under the weight of machinery. The decorative brick complex is noted for its intact round tower.

MILTON STATE BANK

Milton, Caswell County



Significant mid-19th-century dwelling and bank once part of the pre-Civil War North Carolina State Bank, now a single-family rental home

Rehabilitated 2013-2014 with a private investment rehabilitation cost of \$251,000



The Historic Rehabilitation Tax Credit Programs in North Carolina

3,483 Projects
\$2.183 Billion Investment*

The Federal and State Historic Rehabilitation Tax Credit Programs in North Carolina **provide jobs** and **bolster the tax base** by **revitalizing existing buildings and infrastructure** while preserving the state's priceless historic character.

The programs, administered by the State Historic Preservation Office of the North Carolina Department of Natural and Cultural Resources, in conjunction with the National Park Service, encourage the conservation of North Carolina's historic resources. The National Register of Historic Places plays a vital role in the tax credit programs as eligibility is limited to properties listed in the Register.



NC DISTRICT 6

January 2016

Historic Preservation Tax Incentives
within District 6

796 Projects
\$638,947,492 Investment*

* includes eligible costs for both federal and state income-producing and non-income-producing tax credit projects in the district's counties since inception of programs

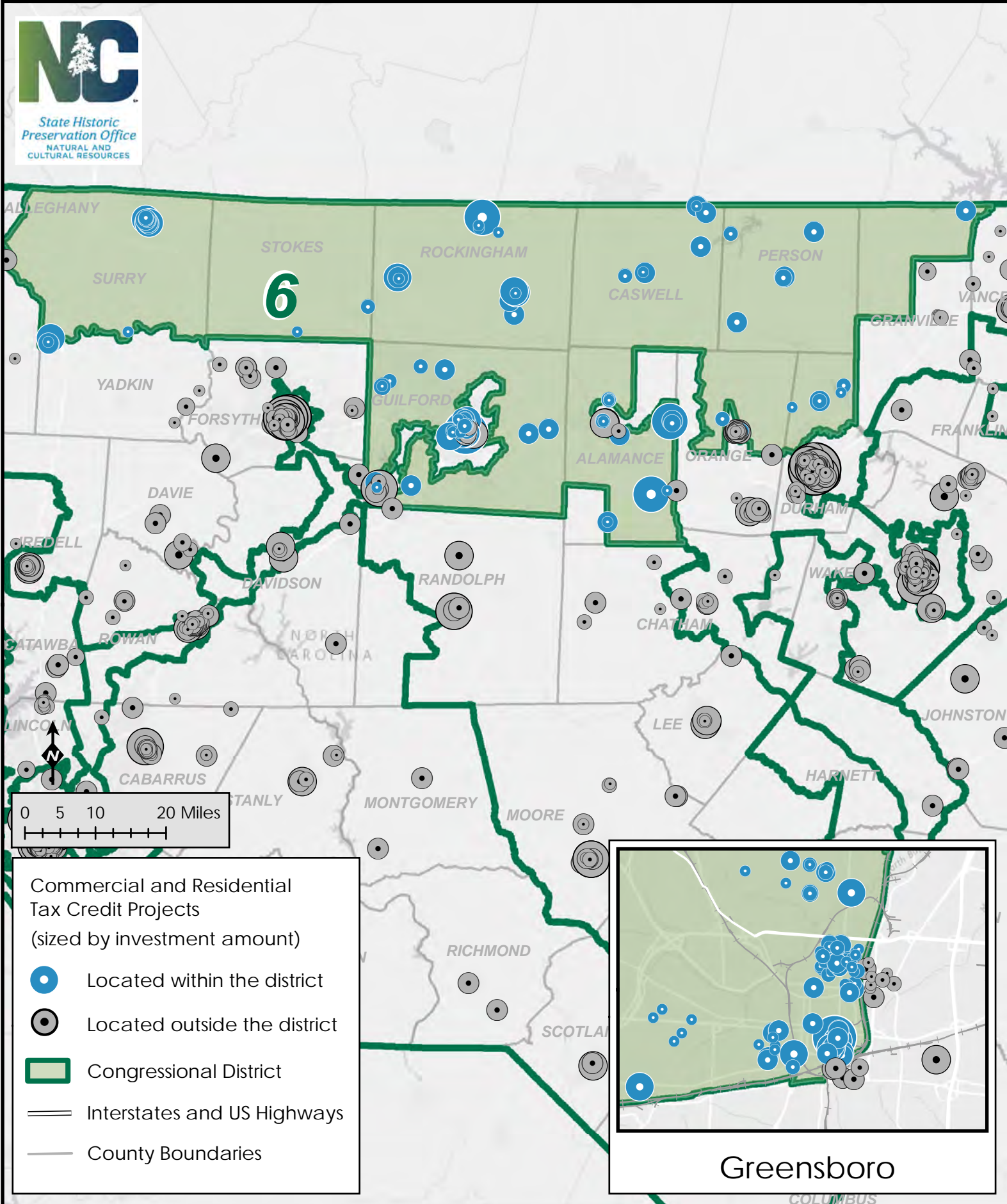


State Historic Preservation Office
NATURAL AND CULTURAL RESOURCES

Dr. Kevin Cherry // SHPO
Ramona M. Bartos // Deputy SHPO
Mitch Wilds // Supervisor, Restoration and Tax Credit Services Branch
Claudia Brown // Supervisor, National Register and Survey Branch

www.hpo.ncdcr.gov

Historic Preservation Tax Credit Projects (as of December 31, 2015)



**NORTH CAROLINA STATE HISTORIC PRESERVATION OFFICE ASSISTANCE TO
Congressional District 6**

As of December 31, 2015

<i>County</i>	<i>Federal HPF Grants since 1966</i>	<i>National Register Listings</i>	<i>Income- producing Tax Credit Projects since 1976</i>	<i>Income- producing Amount of Eligible Investment</i>	<i>Nonincome- producing Tax Credit Projects since 1998</i>	<i>Nonincome- producing Amount of Eligible Investment</i>
Alamance	\$77,910	64	13	\$32,606,092	28	\$3,262,392
Caswell	\$31,250	22	7	\$1,107,241	2	\$156,000
Durham	\$286,620	84	88	\$410,006,116	355	\$50,697,431
Granville	\$52,712	46	3	\$1,213,741	9	\$1,040,988
Guilford	\$188,334	114	53	\$60,464,759	90	\$15,595,185
Orange	\$271,940	50	20	\$8,031,761	55	\$13,875,427
Person	\$1,320	12	4	\$279,873	2	\$651,590
Rockingham	\$67,412	45	7	\$16,302,453	7	\$379,463
Stokes	\$6,600	15	0	0	2	\$274,324
Surry	\$93,709	22	17	\$16,844,458	34	\$6,158,198
TOTALS	\$1,077,807	474	212	\$546,856,494	584	\$92,090,998

SPOTLIGHT TAX CREDIT PROJECTS



AFTER



LOBBY renovation

FARMERS & MERCHANTS BANK

Kinston, Lenoir County

1924 elegant bank building in Queen-Gordon Streets Historic District now a mixed-use of retail, offices, and a boutique hotel

Rehabilitated in 2014 with a private investment rehabilitation cost of \$1,824,000



BEFORE

New Listing National Register of Historic Places

TABOR CITY COMMERCIAL HISTORIC DISTRICT

The arrival of local tram roads and railroads in the 1880s supported the growth of the logging and agricultural industries in Tabor City, which served as a commercial hub for area residents, farmers, and loggers. The district's thirty contributing resources include commercial buildings and warehouses built c. 1908 to 1963.

now eligible

for historic tax credits



CITIZENS/FIRST NATIONAL BANK BUILDING


Kinston, Lenoir County



AFTER

1903 imposing bank building in Queen-Gordon Streets Historic District now office space with two apartments on third floor

Rehabilitated 2013-2015 with a private investment rehabilitation cost of \$635,000



BEFORE

The Historic Rehabilitation Tax Credit Programs in North Carolina

3,483 Projects
\$2.183 Billion Investment*

The Federal and State Historic Rehabilitation Tax Credit Programs in North Carolina **provide jobs** and **bolster the tax base** by **revitalizing existing buildings and infrastructure** while preserving the state's priceless historic character.

The programs, administered by the State Historic Preservation Office of the North Carolina Department of Natural and Cultural Resources, in conjunction with the National Park Service, encourage the conservation of North Carolina's historic resources. The National Register of Historic Places plays a vital role in the tax credit programs as eligibility is limited to properties listed in the Register.



NC DISTRICT 7

January 2016

Historic Preservation
Tax Incentives
within District 7

292 Projects
\$102,499,682
Investment*

* includes eligible costs for both federal and state income-producing and non-income-producing tax credit projects in the district's counties since inception of programs

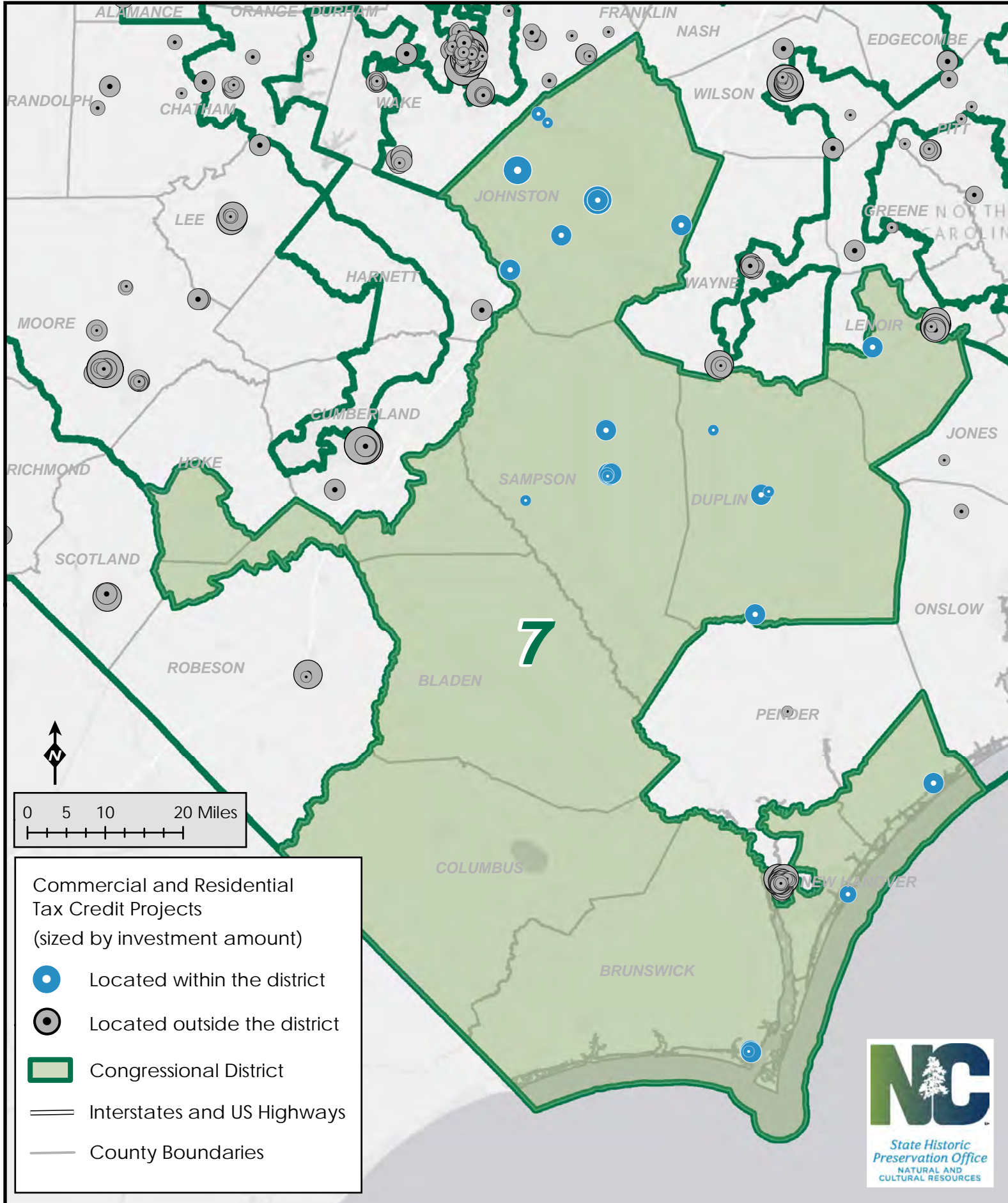


State Historic
Preservation Office
NATURAL AND
CULTURAL RESOURCES

Dr. Kevin Cherry // SHPO
Ramona M. Bartos // Deputy SHPO
Mitch Wilds // Supervisor, Restoration and
Tax Credit Services Branch
Claudia Brown // Supervisor, National
Register and Survey Branch

www.hpo.ncdcr.gov

Historic Preservation Tax Credit Projects (as of December 31, 2015)



**NORTH CAROLINA STATE HISTORIC PRESERVATION OFFICE ASSISTANCE TO
Congressional District 7**

As of December 31, 2015

<i>County</i>	<i>Federal HPF Grants since 1966</i>	<i>National Register Listings</i>	<i>Income- producing Tax Credit Projects since 1976</i>	<i>Income- producing Amount of Eligible Investment</i>	<i>Nonincome- producing Tax Credit Projects since 1998</i>	<i>Nonincome- producing Amount of Eligible Investment</i>
Bladen	0	13	0	0	0	0
Brunswick	\$61,450	15	2	\$159,558	1	\$44,450
Columbus	\$7,000	5	0	0	0	0
Cumberland	\$81,313	71	18	\$24,998,408	0	0
Duplin	\$33,000	20	2	\$427,000	2	\$191,490
Hoke	0	5	0	0	0	0
Johnston	\$5,896	36	14	\$6,550,411	2	\$313,500
Lenoir	\$40,613	29	12	\$17,333,523	1	\$45,000
New Hanover	\$413,573	28	158	\$36,966,753	68	\$12,240,820
Pender	\$8,000	15	1	\$97,068	1	\$88,500
Robeson	\$63,218	24	1	\$1,733,000	1	\$35,000
Sampson	\$24,018	50	5	\$1,086,153	3	\$189,048
TOTALS	\$738,081	311	213	\$89,351,874	79	\$13,147,808

SPOTLIGHT TAX CREDIT PROJECTS



BELL & HARRIS-MAXWELL BROTHERS FURNITURE STORE

Concord, Cabarrus County

Ca. 1921 store in Union Street North-Cabarrus Avenue Historic District now 26 market-rate apartments with amenities

Rehabilitated in 2015 with an estimated private investment rehabilitation cost of \$2,530,000



New Listing National Register of Historic Places

COLEMAN-FRANKLIN-CANNON MILL

This 1898 mill was the first African American-owned and operated textile mill in North Carolina and one of the first in the South. Including cotton warehouses and office buildings, the complex is architecturally significant for its heavy-timber slow-burn mill construction.



NC DISTRICT 8

January 2016

Historic Preservation Tax Incentives within District 8

569 Projects
\$273,012,634 Investment*

* includes eligible costs for both federal and state income-producing and non-income-producing tax credit projects in the district's counties since inception of programs



State Historic Preservation Office
NATURAL AND CULTURAL RESOURCES

Dr. Kevin Cherry // SHPO
Ramona M. Bartos // Deputy SHPO
Mitch Wilds // Supervisor, Restoration and Tax Credit Services Branch
Claudia Brown // Supervisor, National Register and Survey Branch

www.hpo.ncdcr.gov

SNAPSHOTS: STATEWIDE TAX CREDIT RALLY

Secretary Kluttz & Governor McCrory in Concord



The Historic Rehabilitation Tax Credit Programs in North Carolina

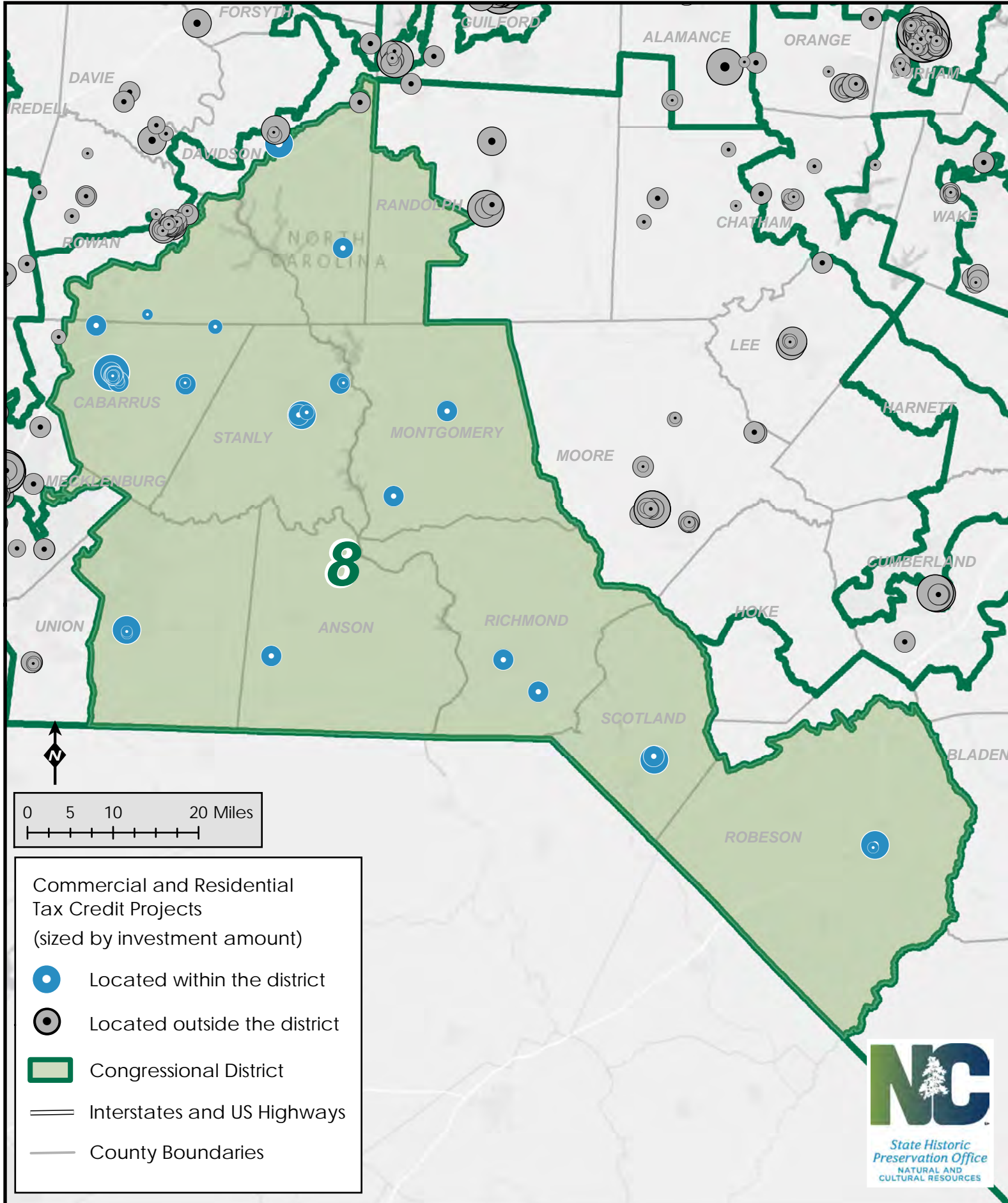
3,483 Projects
\$2.183 Billion Investment*

The Federal and State Historic Rehabilitation Tax Credit Programs in North Carolina **provide jobs** and **bolster the tax base** by **revitalizing existing buildings and infrastructure** while preserving the state's priceless historic character.

The programs, administered by the State Historic Preservation Office of the North Carolina Department of Natural and Cultural Resources, in conjunction with the National Park Service, encourage the conservation of North Carolina's historic resources. The National Register of Historic Places plays a vital role in the tax credit programs as eligibility is limited to properties listed in the Register.



Historic Preservation Tax Credit Projects (as of December 31, 2015)



**NORTH CAROLINA STATE HISTORIC PRESERVATION OFFICE ASSISTANCE TO
Congressional District 8**

As of December 31, 2015

<i>County</i>	<i>Federal HPF Grants since 1966</i>	<i>National Register Listings</i>	<i>Income- producing Tax Credit Projects since 1976</i>	<i>Income- producing Amount of Eligible Investment</i>	<i>Nonincome- producing Tax Credit Projects since 1998</i>	<i>Nonincome- producing Amount of Eligible Investment</i>
Anson	\$17,000	7	1	\$19,000	0	0
Cabarrus	\$76,265	28	6	\$11,702,657	34	\$5,132,220
Davidson	\$52,002	55	5	\$4,949,148	2	\$235,749
Mecklenburg	\$201,912	104	59	\$127,953,582	290	\$45,482,850
Montgomery	0	7	2	\$882,572	0	0
Randolph	\$7,000	21	5	\$14,895,939	0	0
Richmond	\$71,300	18	2	\$265,025	0	0
Robeson	\$63,218	24	1	\$1,733,000	1	\$35,000
Rowan	\$458,474	66	83	\$30,472,064	58	\$9,975,554
Scotland	\$24,783	15	2	\$4,184,580	0	0
Stanly	\$10,000	15	4	\$6,804,403	3	\$345,230
Union	\$49,900	13	7	\$7,464,375	4	\$479,686
TOTALS	\$1,031,854	373	177	\$211,326,345	392	\$61,686,289

SPOTLIGHT TAX CREDIT PROJECTS



AFTER

SPEAS VINEGAR COMPANY

Charlotte, Mecklenburg County

Built in 1939, this factory prepared and packaged white and apple cider vinegar until 1994.

Rehabilitated in 2015 as a brewery and taproom with an estimated private investment rehabilitation cost of \$2,278,000

BEFORE

New Listing National Register of Historic Places

R. F. OUTEN POTTERY

Built from 1952 to 1965, this Mecklenburg County landmark in Matthews is notable for its 1952 oil-burning rectangular downdraft kiln. Rufus F. Outen produced utilitarian pieces based on historic pottery design, including butter churns, crocks, pitchers, rabbit water bowls, and pots.



now eligible for historic tax credits

NC DISTRICT 9

January 2016

Historic Preservation Tax Incentives within District 9

387 Projects
\$195,359,574 Investment*

* includes eligible costs for both federal and state income-producing and non-income-producing tax credit projects in the district's counties since inception of programs



State Historic Preservation Office
NATURAL AND CULTURAL RESOURCES

- Dr. Kevin Cherry // SHPO
- Ramona M. Bartos // Deputy SHPO
- Mitch Wilds // Supervisor, Restoration and Tax Credit Services Branch
- Claudia Brown // Supervisor, National Register and Survey Branch

www.hpo.ncdcr.gov

MECKLENBURG MILL

Charlotte, Mecklenburg County



AFTER

Built from 1903 to 1911 in the North Charlotte Historic District, now an affordable housing community with 48 apartments and amenities

Rehabilitated 2013-2014 with a private investment rehabilitation cost of \$10,183,000

BEFORE

The Historic Rehabilitation Tax Credit Programs in North Carolina

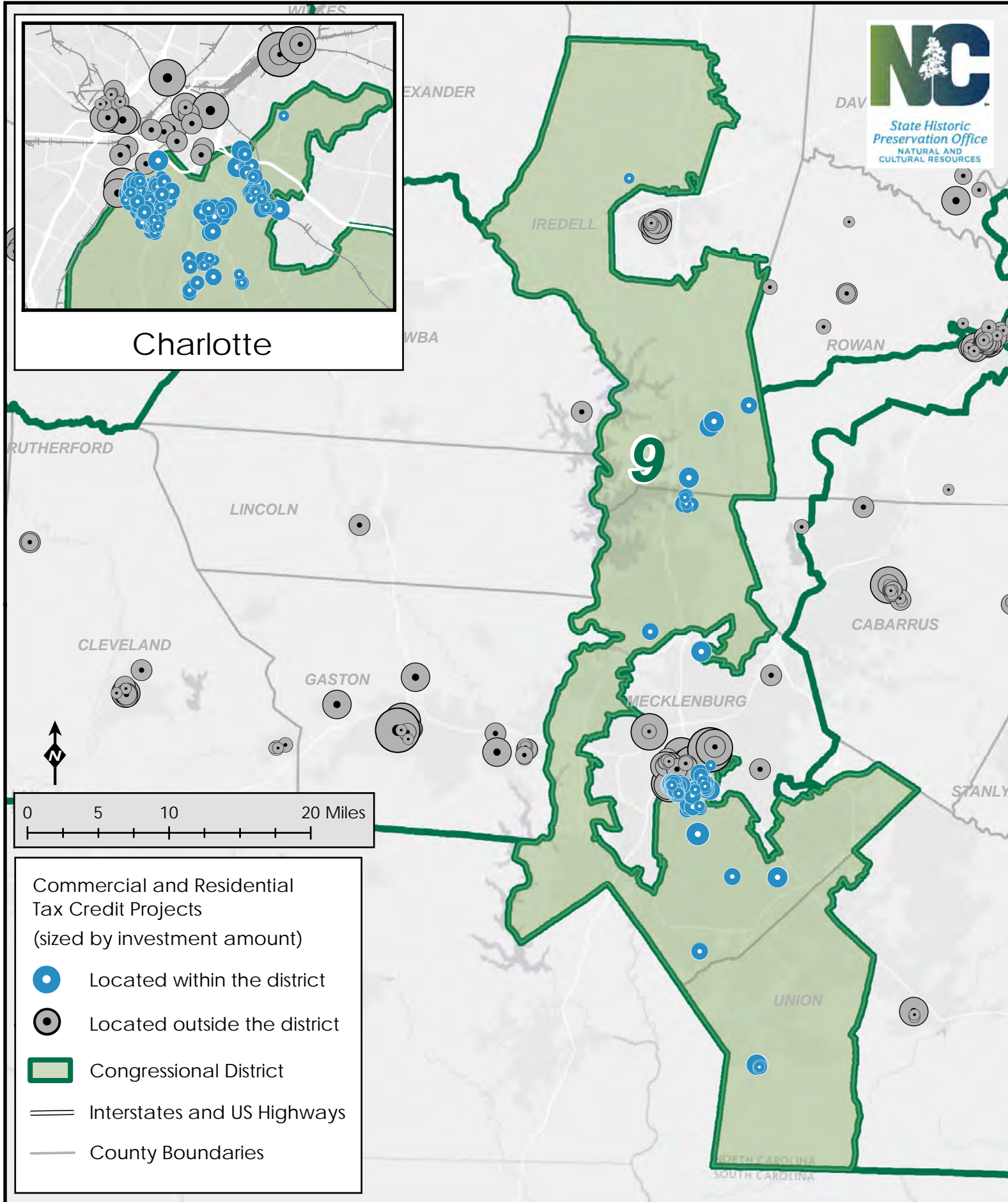
3,483 Projects
\$2.183 Billion Investment*

The Federal and State Historic Rehabilitation Tax Credit Programs in North Carolina **provide jobs** and **bolster the tax base** by **revitalizing existing buildings and infrastructure** while preserving the state's priceless historic character.

The programs, administered by the State Historic Preservation Office of the North Carolina Department of Natural and Cultural Resources, in conjunction with the National Park Service, encourage the conservation of North Carolina's historic resources. The National Register of Historic Places plays a vital role in the tax credit programs as eligibility is limited to properties listed in the Register.



Historic Preservation Tax Credit Projects (as of December 31, 2015)



**NORTH CAROLINA STATE HISTORIC PRESERVATION OFFICE ASSISTANCE TO
Congressional District 9**

As of December 31, 2015

<i>County</i>	<i>Federal HPF Grants since 1966</i>	<i>National Register Listings</i>	<i>Income- producing Tax Credit Projects since 1976</i>	<i>Income- producing Amount of Eligible Investment</i>	<i>Nonincome- producing Tax Credit Projects since 1998</i>	<i>Nonincome- producing Amount of Eligible Investment</i>
Iredell	\$91,350	48	19	\$12,507,782	8	\$1,471,299
Mecklenburg	\$201,912	104	59	\$127,953,582	290	\$45,482,850
Union	\$49,900	13	7	\$7,464,375	4	\$479,686
TOTALS	\$343,162	165	85	\$147,925,739	302	\$47,433,835

SPOTLIGHT TAX CREDIT PROJECTS




BAIRD STORE BUILDING

Asheville, Buncombe County

Ca. 1907 neighborhood grocery store in the Montford Area Historic District, now a restaurant with 2 upper-level apartments

Rehabilitated 2013-2015 with a private investment rehabilitation cost of \$491,000



New Listing National Register of Historic Places

TRYON DOWNTOWN HISTORIC DISTRICT

This historic commercial corridor in Polk County parallels the Asheville-Spartanburg Railway. In 1877, the arrival of the railway spurred the development of Tryon as a resort and as a market center for area farmers. Downtown businesses catered to these diverse needs.



HUDSON'S DEPARTMENT STORE

Shelby, Cleveland County



1905-1909 commercial building in the Central Shelby Historic District that housed Hudson's Department Store now a brewery and restaurant

Rehabilitated in 2015 with a private investment rehabilitation cost of \$655,000



The Historic Rehabilitation Tax Credit Programs in North Carolina

3,483 Projects
\$2.183 Billion Investment*

The Federal and State Historic Rehabilitation Tax Credit Programs in North Carolina **provide jobs** and **bolster the tax base** by **revitalizing existing buildings and infrastructure** while preserving the state's priceless historic character.

The programs, administered by the State Historic Preservation Office of the North Carolina Department of Natural and Cultural Resources, in conjunction with the National Park Service, encourage the conservation of North Carolina's historic resources. The National Register of Historic Places plays a vital role in the tax credit programs as eligibility is limited to properties listed in the Register.



NC DISTRICT 10

January 2016

Historic Preservation Tax Incentives
within District 10

382 Projects
\$291,109,058 Investment*

* includes eligible costs for both federal and state income-producing and non-income-producing tax credit projects in the district's counties since inception of programs

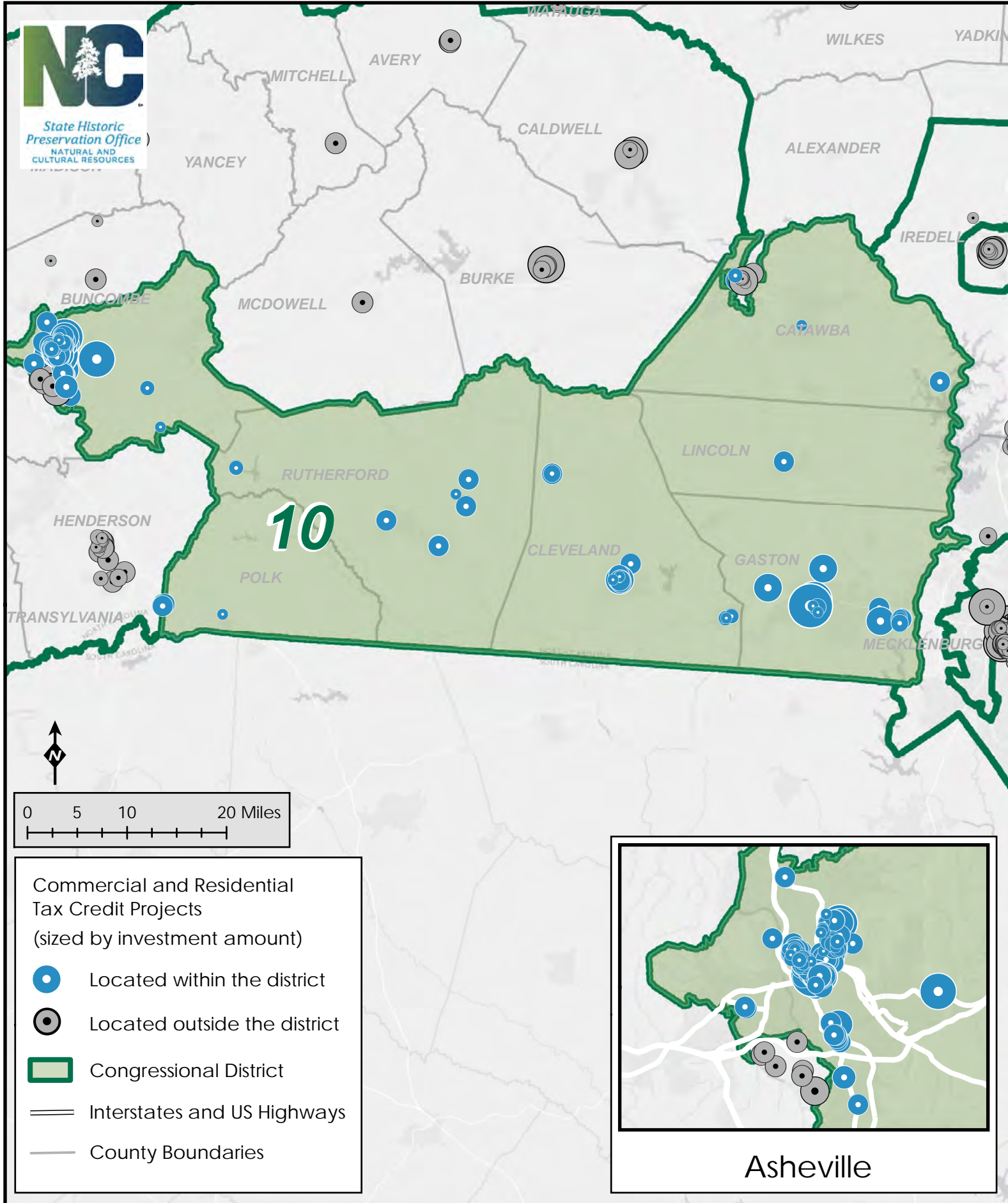


State Historic Preservation Office
NATURAL AND CULTURAL RESOURCES

Dr. Kevin Cherry // SHPO
Ramona M. Bartos // Deputy SHPO
Mitch Wilds // Supervisor, Restoration and Tax Credit Services Branch
Claudia Brown // Supervisor, National Register and Survey Branch

www.hpo.ncdcr.gov

Historic Preservation Tax Credit Projects (as of December 31, 2015)



**NORTH CAROLINA STATE HISTORIC PRESERVATION OFFICE ASSISTANCE TO
Congressional District 10
As of December 31, 2015**

<i>County</i>	<i>Federal HPF Grants since 1966</i>	<i>National Register Listings</i>	<i>Income- producing Tax Credit Projects since 1976</i>	<i>Income- producing Amount of Eligible Investment</i>	<i>Nonincome- producing Tax Credit Projects since 1998</i>	<i>Nonincome- producing Amount of Eligible Investment</i>
Buncombe	\$279,204	119	179	\$153,821,788	115	\$23,649,909
Catawba	\$73,115	65	11	\$31,023,320	15	\$1,492,118
Cleveland	\$42,833	26	17	\$9,037,314	11	\$1,302,616
Gaston	\$141,437	31	10	\$66,217,998	11	\$1,732,650
Lincoln	\$34,011	31	1	\$70,000	0	0
Polk	\$18,779	23	2	\$811,594	1	\$107,467
Rutherford	\$28,345	28	7	\$1,601,575	2	\$240,709
TOTALS	\$617,724	323	227	\$262,583,589	155	\$28,525,469

SPOTLIGHT TAX CREDIT PROJECTS



AFTER

BILTMORE ESTATE'S JONES HOUSE

Asheville, Buncombe County

Late 19th-century farmhouse that predates Biltmore Estate now a clubhouse facility with classroom space at Biltmore

Rehabilitated in 2014 with a private investment rehabilitation cost of \$331,000



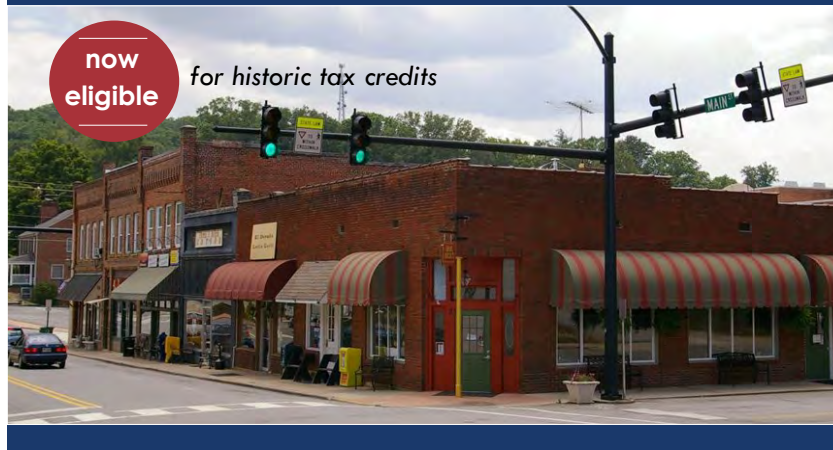
BEFORE



New Listing National Register of Historic Places

MARS HILL COMMERCIAL HISTORIC DISTRICT

The Mars Hill Commercial Historic District is significant for its architecture and its commercial role in this small Madison County community. From 1915 until 1965, the downtown supported—and was supported by—the growing population of the adjacent Mars Hill College campus.



now eligible

for historic tax credits

NC DISTRICT 11

January 2016

Historic Preservation
Tax Incentives
within District 11

361 Projects
\$216,453,033
Investment*

* includes eligible costs for both federal and state income-producing and non-income-producing tax credit projects in the district's counties since inception of programs



State Historic
Preservation Office
NATURAL AND
CULTURAL RESOURCES

Dr. Kevin Cherry // SHPO
Ramona M. Bartos // Deputy SHPO
Mitch Wilds // Supervisor, Restoration and
Tax Credit Services Branch
Claudia Brown // Supervisor, National
Register and Survey Branch

www.hpo.ncdcr.gov

CARSON YOUNG HOUSE

Marion, McDowell County



AFTER

Rare mid-19th-century Greek Revival-influenced house now a single-family rental home

Rehabilitated 2010-2015 with a private investment rehabilitation cost of \$155,000



BEFORE

The Historic Rehabilitation Tax Credit Programs in North Carolina

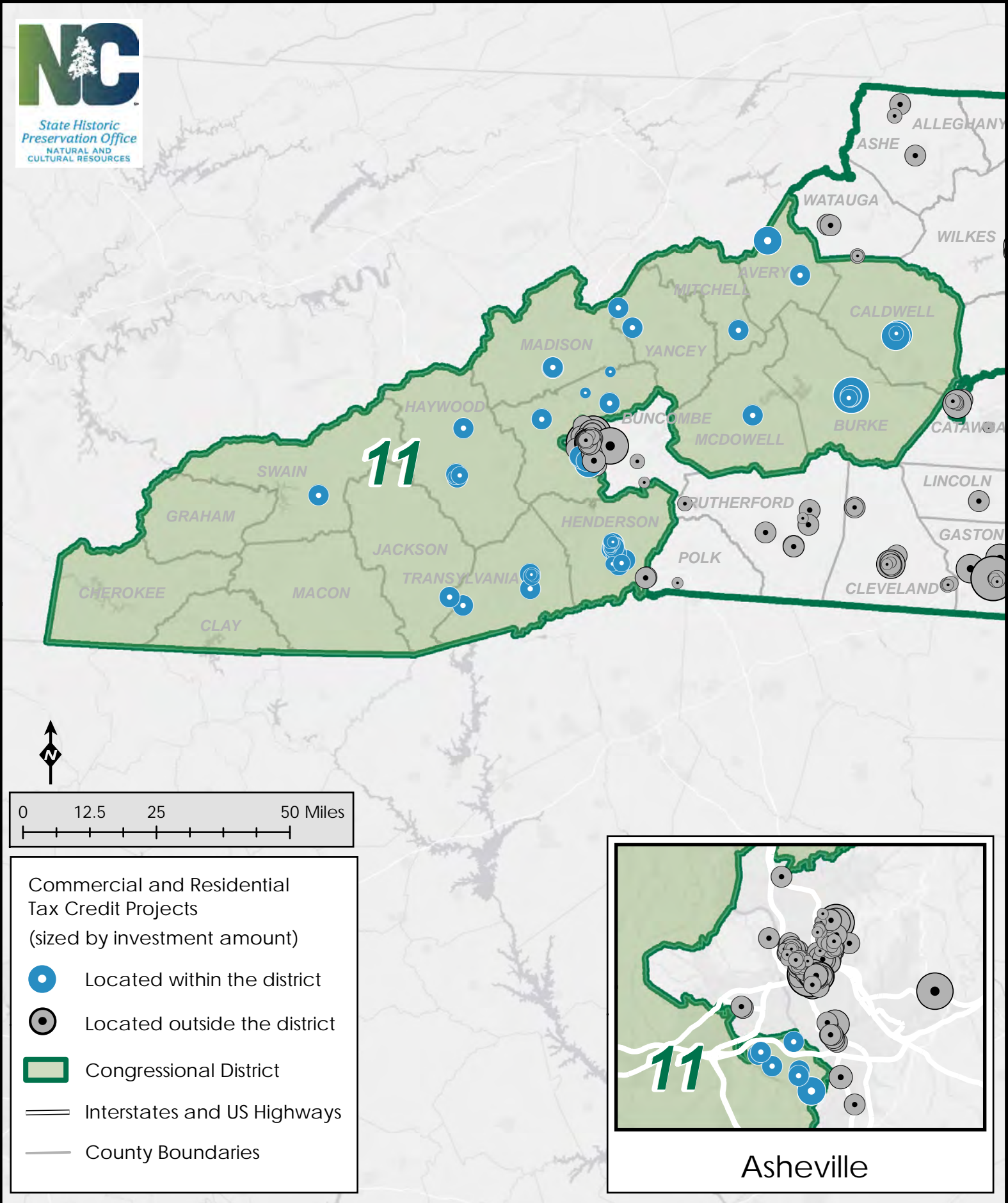
3,483 Projects
\$2.183 Billion Investment*

The Federal and State Historic Rehabilitation Tax Credit Programs in North Carolina **provide jobs** and **bolster the tax base** by **revitalizing existing buildings and infrastructure** while preserving the state's priceless historic character.

The programs, administered by the State Historic Preservation Office of the North Carolina Department of Natural and Cultural Resources, in conjunction with the National Park Service, encourage the conservation of North Carolina's historic resources. The National Register of Historic Places plays a vital role in the tax credit programs as eligibility is limited to properties listed in the Register.



Historic Preservation Tax Credit Projects (as of December 31, 2015)



**NORTH CAROLINA STATE HISTORIC PRESERVATION OFFICE ASSISTANCE TO
Congressional District 11
As of December 31, 2015**

<i>County</i>	<i>Federal HPF Grants since 1966</i>	<i>National Register Listings</i>	<i>Income- producing Tax Credit Projects since 1976</i>	<i>Income- producing Amount of Eligible Investment</i>	<i>Nonincome- producing Tax Credit Projects since 1998</i>	<i>Nonincome- producing Amount of Eligible Investment</i>
Avery	0	11	4	\$2,384,491	0	0
Buncombe	\$279,204	119	179	\$153,821,788	115	\$23,649,909
Burke	\$100,450	40	9	\$17,477,870	1	\$346,258
Caldwell	\$91,000	17	2	\$3,690,015	1	\$155,242
Cherokee	\$15,650	9	0	0	0	0
Clay	0	3	0	0	0	0
Graham	\$4,000	6	0	0	0	0
Haywood	\$32,400	24	3	\$773,367	2	\$358,600
Henderson	\$47,830	37	10	\$3,564,808	16	\$2,182,822
Jackson	\$18,000	20	1	\$74,500	0	0
Macon	\$25,650	24	0	0	0	0
Madison	0	16	5	\$3,765,908	0	0
McDowell	\$18,500	15	2	\$335,349	0	0
Mitchell	0	9	1	\$300,000	0	0
Swain	\$22,000	9	1	\$106,570	0	0
Transylvania	\$116,590	21	3	\$2,034,744	3	\$730,803
Yancey	\$6,200	8	3	\$699,989	0	0
TOTALS	\$777,474	388	223	\$189,029,399	138	\$27,423,634

SPOTLIGHT TAX CREDIT PROJECTS



AFTER

**CAROLINA CASKET COMPANY/
CARRICK TURNING WORKS**

High Point, Guilford County

1929 casket and later furniture manufacturing building now a furniture industry showroom

Rehabilitated in 2013-2014 with a private investment rehabilitation cost of \$1,327,000



BEFORE



New Listing
National Register of Historic Places

PICKETT COTTON MILLS

Hosiery yarn and later baling twine were produced at Pickett Cotton Mills. Incorporated in 1910, it was the first cotton mill in High Point to experience long-term success. The mill played an important role in the city's industrial life until it closed in 1985.



now eligible for historic tax credits

DIXON BUILDING

Greensboro, Guilford County



AFTER

Ca. 1904 1,200-square-foot commercial building in Downtown Greensboro Historic District now Milstein Artist Studio

Rehabilitated 2014-2015 with a private investment rehabilitation cost of \$190,000



BEFORE

The Historic Rehabilitation Tax Credit Programs in North Carolina

3,483 Projects
\$2.183 Billion Investment*

The Federal and State Historic Rehabilitation Tax Credit Programs in North Carolina **provide jobs** and **bolster the tax base** by **revitalizing existing buildings and infrastructure** while preserving the state's priceless historic character.

The programs, administered by the State Historic Preservation Office of the North Carolina Department of Natural and Cultural Resources, in conjunction with the National Park Service, encourage the conservation of North Carolina's historic resources. The National Register of Historic Places plays a vital role in the tax credit programs as eligibility is limited to properties listed in the Register.



NC DISTRICT 12

January 2016

Historic Preservation
Tax Incentives
within District 12

878 Projects
\$707,785,765
Investment*

* includes eligible costs for both federal and state income-producing and non-income-producing tax credit projects in the district's counties since inception of programs

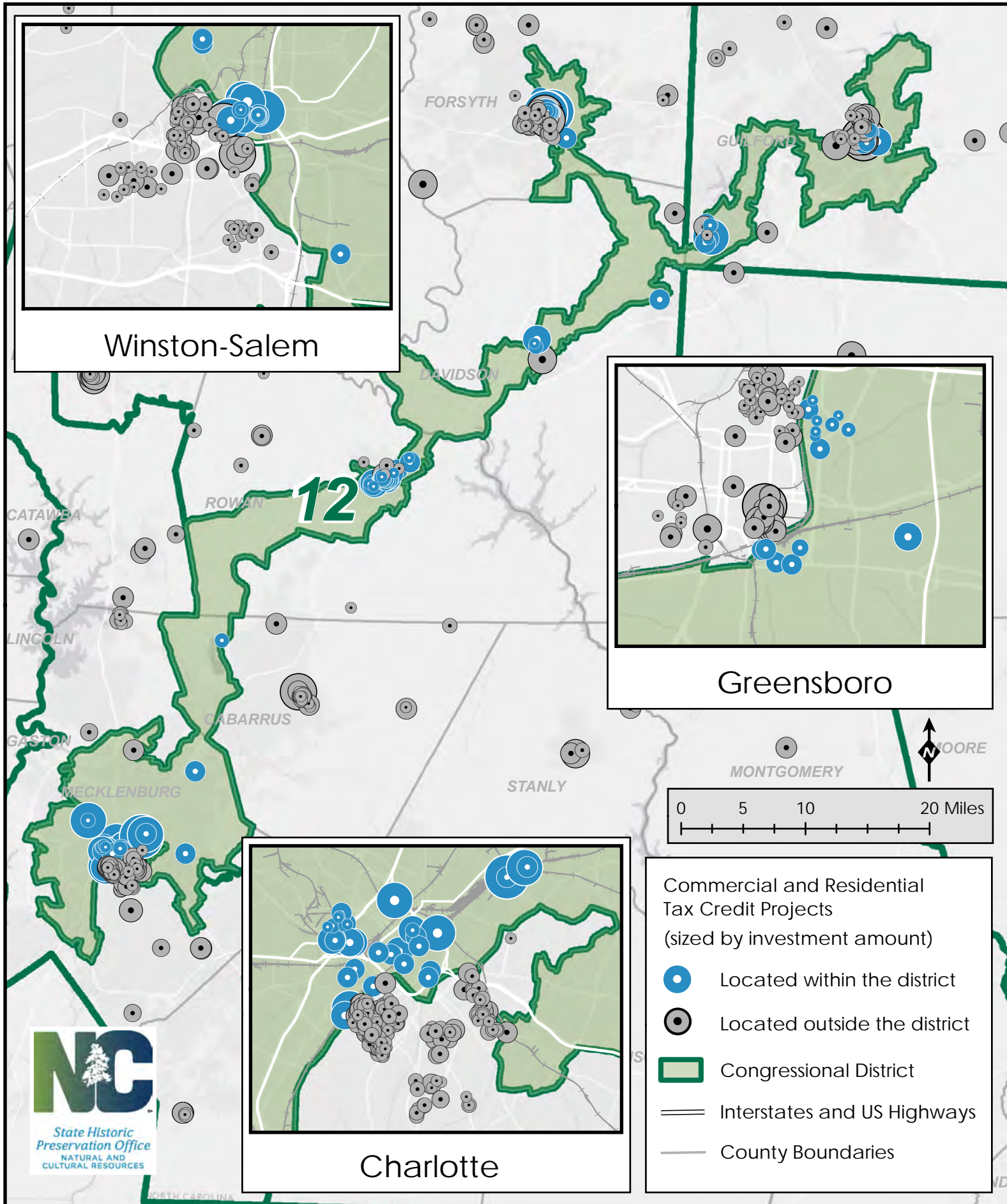


State Historic
Preservation Office
NATURAL AND
CULTURAL RESOURCES

Dr. Kevin Cherry // SHPO
Ramona M. Bartos // Deputy SHPO
Mitch Wilds // Supervisor, Restoration and
Tax Credit Services Branch
Claudia Brown // Supervisor, National
Register and Survey Branch

www.hpo.ncdcr.gov

Historic Preservation Tax Credit Projects (as of December 31, 2015)



**NORTH CAROLINA STATE HISTORIC PRESERVATION OFFICE ASSISTANCE TO
Congressional District 12
As of December 31, 2015**

<i>County</i>	<i>Federal HPF Grants since 1966</i>	<i>National Register Listings</i>	<i>Income- producing Tax Credit Projects since 1976</i>	<i>Income- producing Amount of Eligible Investment</i>	<i>Nonincome- producing Tax Credit Projects since 1998</i>	<i>Nonincome- producing Amount of Eligible Investment</i>
Cabarrus	\$76,265	28	6	\$11,702,657	34	\$5,132,220
Davidson	\$52,002	55	5	\$4,949,148	2	\$235,749
Forsyth	\$301,085	103	57	\$377,864,499	141	\$17,957,498
Guilford	\$188,334	114	53	\$60,464,759	90	\$15,595,185
Mecklenburg	\$201,912	104	59	\$127,953,582	290	\$45,482,850
Rowan	\$458,474	66	83	\$30,472,064	58	\$9,975,554
TOTALS	\$1,278,072	470	263	\$613,406,709	615	\$94,379,056

SPOTLIGHT TAX CREDIT PROJECTS




AFTER

H. J. BROWN BUILDING

Raleigh, Wake County

Ca. 1909 funeral home and later bank now a restaurant and bar with a demonstration kitchen and banquet space

Rehabilitated in 2013-2015 with a private investment rehabilitation estimated cost of \$673,000



BEFORE

NEHI BOTTLING COMPANY

Raleigh, Wake County



AFTER

1938 International Style bottling company building designed by Raleigh architect William Henley Deitrick now offices for a software company

First phase of rehabilitation completed with a private investment rehabilitation cost of \$1,530,000

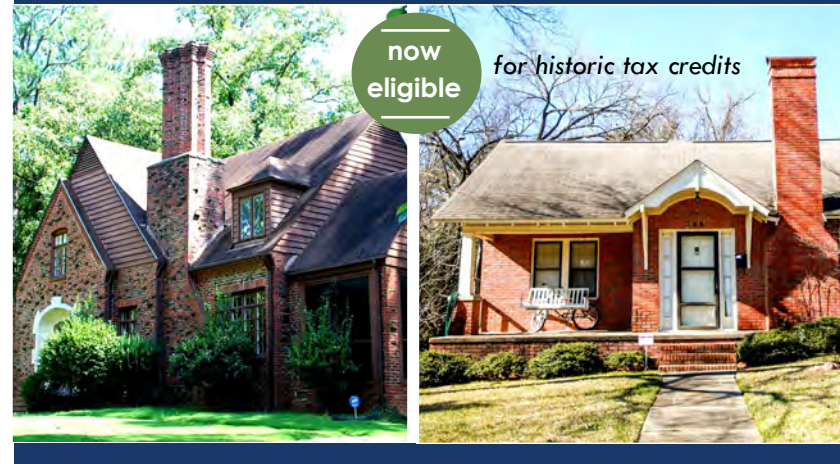


BEFORE

New Listing National Register of Historic Places

FUQUAY SPRINGS HISTORIC DISTRICT BOUNDARY INCREASE

The 2013 increase areas include architecturally significant houses built in the Colonial Revival, Tudor Revival, Period Cottage, Craftsman, and Minimal Traditional styles from 1928 to 1945.



now eligible

for historic tax credits

The Historic Rehabilitation Tax Credit Programs in North Carolina

3,483 Projects
\$2.183 Billion Investment*

The Federal and State Historic Rehabilitation Tax Credit Programs in North Carolina **provide jobs** and **bolster the tax base** by **revitalizing existing buildings and infrastructure** while preserving the state's priceless historic character.

The programs, administered by the State Historic Preservation Office of the North Carolina Department of Natural and Cultural Resources, in conjunction with the National Park Service, encourage the conservation of North Carolina's historic resources. The National Register of Historic Places plays a vital role in the tax credit programs as eligibility is limited to properties listed in the Register.



NC DISTRICT 13

January 2016

Historic Preservation Tax Incentives within District 13

1,157 Projects
\$725,154,521 Investment*

* includes eligible costs for both federal and state income-producing and non-income-producing tax credit projects in the district's counties since inception of programs

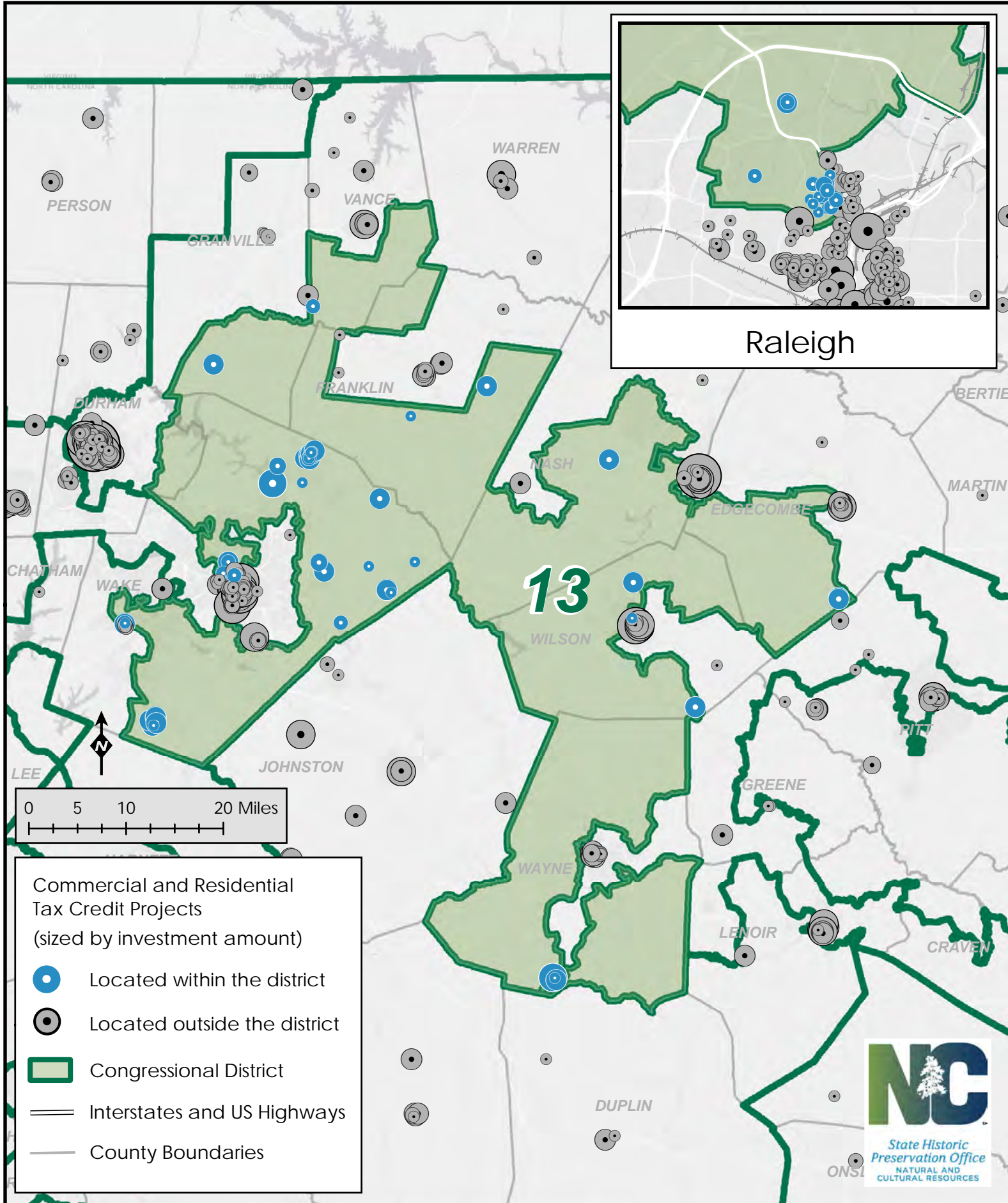


State Historic Preservation Office
NATURAL AND CULTURAL RESOURCES

Dr. Kevin Cherry // SHPO
Ramona M. Bartos // Deputy SHPO
Mitch Wilds // Supervisor, Restoration and Tax Credit Services Branch
Claudia Brown // Supervisor, National Register and Survey Branch

www.hpo.ncdcr.gov

Historic Preservation Tax Credit Projects (as of December 31, 2015)



**NORTH CAROLINA STATE HISTORIC PRESERVATION OFFICE ASSISTANCE TO
Congressional District 13
As of December 31, 2015**

<i>County</i>	<i>Federal HPF Grants since 1966</i>	<i>National Register Listings</i>	<i>Income- producing Tax Credit Projects since 1976</i>	<i>Income- producing Amount of Eligible Investment</i>	<i>Nonincome- producing Tax Credit Projects since 1998</i>	<i>Nonincome- producing Amount of Eligible Investment</i>
Durham	\$286,620	84	88	\$410,006,116	355	\$50,697,431
Edgecombe	\$66,072	37	29	\$13,052,313	14	\$929,245
Franklin	\$45,967	39	7	\$771,666	11	\$1,424,539
Granville	\$52,712	46	3	\$1,213,741	9	\$1,040,988
Nash	\$51,000	29	12	\$30,323,762	13	\$1,503,132
Vance	\$9,800	22	16	\$7,138,110	4	\$476,902
Wake	\$485,111	215	126	\$132,463,593	408	\$50,264,646
Wayne	\$26,175	17	15	\$5,089,886	12	\$1,500,363
Wilson	\$67,946	28	26	\$16,193,670	9	\$1,064,418
TOTALS	\$1,091,403	517	322	\$616,252,857	835	\$108,901,664